

ULTRASOUND

in Obstetrics & Gynecology


Editor-in-Chief: Professor Anthony Odibo

The Official Journal of
the International Society of Ultrasound
in Obstetrics and Gynecology




CONTENTS






OPINION




- 671 Feasibility and acceptability of randomized controlled trial of intervention *vs* expectant management for early-onset selective fetal growth restriction in monochorionic twin pregnancy
 A. Khalil, S. Prasad, J. J. Kirkham, R. Jackson and K. Woolfall, on behalf of the FERN study group
- 676 Intraoperative ultrasound in minimally invasive surgery for deep endometriosis: time for new approaches
M. P. Nigdelis, G. Hudelist, J. Keckstein, E.-F. Solomayer, A. Daniilidis, H. Krentel and A.-S. Constantin

SYSTEMATIC REVIEW


- 682 Indications for fetal echocardiography: consensus and controversies among evidence-based national and international guidelines
 V. De Robertis, T. Stampalija, A. Z. Abuhamad, M. Bosco, R. Chaoui, C. Formigoni, A. J. Moon-Grady, D. Paladini, G. Pihu, I. G. Ramezzana, J. Rychik and P. Volpe

ORIGINAL PAPER

- 694 Assessment of risk for pre-eclampsia at mid-gestation to define subsequent care
 S. Adjahou, V. Logdavidis, A. Wright, A. Syngelaki, R. Akolekar and K. H. Nicolaides
- 703 Transvaginal ultrasound assessment of corpus callosal length in the fetus: multicenter cross-sectional study
 D. Paladini, S. Parodi, H. Xie, F. Viñals, K. Haratz, R. Birnbaum, G. Azumendi, L. Pomar, E. Montaguti, P. Acharya, P. Volpe, M. Pérez-Cruz, K. Karl, R. Chaoui, R. Pooh and Collaborators
- 712 Prevention of preterm birth in twin pregnancy: international Delphi consensus
 H. J. Mustafa, J. Sheikh, V. Berghella, W. A. Grobman, A. A. Shamsbirsaz, S. J. Gordijn, W. Ganzevoort, A. Roman and A. Khalil, on behalf of the Preterm Birth in Twins Working Group
- 723 First-trimester ultrasound markers for prediction of adverse outcome in monochorionic diamniotic twin pregnancy
C. Pedretti, N. Fratelli, R. Orabona, R. Monaci, I. Di Stasio, F. Prefumo, F. E. Odcicino and A. Fichera
- 729 External validation and comparison of Fetal Medicine Foundation competing-risks model for small-for-gestational-age neonate in the first trimester: multicenter cohort study
 P. Chaveeva, I. Papastefanou, T. Dagklis, N. Valiño, R. Revello, B. Adiego, J. L. Delgado, V. Kalev, I. Tsakiridis, C. Triano, M. Pertegal, A. Siargkas, B. Santacruz, C. De Paco Matallana and M. M. Gil
- 738 Maternal stress and fetoplacental cortisol regulation in small-for-gestational-age newborns
 J. Miranda, L. Benitez, S. Macías-Redondo, C. Paules, A. Gomez-Gomez, A. Basso, F. Crovetto, L. Youssef, O. J. Pozo, J. Schoorlemmer, F. Crispi and E. Gratacós

- 749 Placental biomarker and fetoplacental Doppler abnormalities are strongly associated with placental pathology in pregnancies with small-for-gestational-age fetus: prospective study
 J. Hong, K. Crawford, E. Cavanagh, V. Clifton, F. da Silva Costa, A. V. Perkins and S. Kumar
- 761 Prediction of small-for-gestational age and fetal growth restriction at routine ultrasound examination at 35–37 weeks' gestation
 M. Lopian, S. Prasad, E. Segal, A. Dotan, C. O. Ulusoy and A. Khalil
- 771 Variability in antenatal prognostication of congenital diaphragmatic hernia by magnetic resonance imaging across the North American Fetal Therapy Network (NAFTNet)
N. Abbasi, D. Kajal, A. Johnson, G. Ryan, M. Sanz-Cortes, S. Lee, P. S. Shah, E. E. Perrone and North American Fetal Therapy Network (NAFTNet) collaborators
- 778 Racial and ethnic disparities in obstetric anal sphincter injury: cross-sectional study in the USA
 M. Rajasingham, P. Hossein-Pour, R. D'Souza, R. Geoffrion, C. V. Ananth and G. M. Muraca
- 790 Ultrasound-guided cyst aspiration for management of acute adnexal torsion
L. Berg, N. Eagles, S. Kastora, J. Farren, J. Naftalin and D. Jurkovic


LETTER TO THE EDITOR

- 798 Small-for-gestational age according to INTERGROWTH-21st fetal weight standard misses most pregnancies at risk of stillbirth identified by GROW
O. Hugh, E. Butler, H. Ellson, J. Mytton and J. Gardosi
- 799 How to check correct position of fiducial markers on vaginal cuff for radiotherapy using transvaginal ultrasound
 S. Restaino, S. Zermano, G. Pellecchia, A. Biasioli, F. Titone, M. Arcieri, L. Driul and G. Vizzielli
- 800 Pseudocleft lip: is prenatal diagnosis possible?
B. Melis, G. Chambon, B. Deloison, N. Fries, L. J. Salomon and E. Quarello
- 803 What type of terminology should be applied to define levator ani muscle avulsion?
J. A. García-Mejido and J. A. Sainz-Bueno

CORRESPONDENCE

- 805 Radiomics analysis of solid adnexal masses — a step towards automated ultrasound diagnosis
Y.-J. Ye and P. An
- 806 Reply
F. Moro, M. Vagni, H. E. Tran, L. Boldrini, A. Fagotti and A. C. Testa

PICTURE OF THE MONTH

- 808 Photorealistic rendering of fetal faces from raw magnetic resonance imaging data
 T. Blanc, C. Godard, D. Grevent, M. El Beheiry, L. J. Salomon, B. Hajj and J.-B. Masson