

# ULTRASOUND

## in Obstetrics & Gynecology


Editor-in-Chief: Professor Anthony Odibo

The Official Journal of  
the International Society of Ultrasound  
in Obstetrics and Gynecology



### CONTENTS

#### CONSENSUS OPINION

- 861 Terms, definitions and measurements to describe sonographic features of lymph nodes: consensus opinion from the Vulvar International Tumor Analysis (VITA) group  
 *D. Fischerova, G. Garganese, H. Reina, S. M. Fragomeni, D. Cibula, O. Nanka, T. Rettenbacher, A. C. Testa, E. Epstein, I. Guiggi, F. Früauf, G. Manegold, G. Scambia and L. Valentin*


#### OPINIONS

- 880 Diagnosis and management of fetal growth restriction: the SMFM guideline and comparison with the ISUOG guideline  
*A. Abuhamad, J. G. Martins and J. R. Biggio*
- 884 Diagnosis and management of fetal growth restriction: the ISUOG guideline and comparison with the SMFM guideline  
*C. Lees, T. Stampalija and K. Hecher*


#### STATE-OF-THE-ART REVIEW

- 888 Controversies in the management of twin pregnancy  
 *A. Khalil and B. Liu*




#### SYSTEMATIC REVIEW



- 903 Risk factors, histopathology and diagnostic accuracy in posterior placenta accreta spectrum disorders: systematic review and meta-analysis  
 *S. Tinari, D. Buca, G. Cali, I. Timor-Tritsch, J. Palacios-Jaraquemada, G. Rizzo, A. Lucidi, D. Di Mascio, M. Liberati and F. D'Antonio*

#### RANDOMIZED CONTROLLED TRIAL




- 910 Routine third-trimester ultrasound for the detection of small-for-gestational age in low-risk pregnancies (ROTTUS study): randomized controlled trial  
 *S. Z. Wanyonyi, J. Orwa, H. Ozelle, J. Martinez, E. Atsali, S. Vinayak, M. Temmerman and F. Figueras*

#### ORIGINAL PAPERS

- 917 Competing-risks model for prediction of small-for-gestational-age neonate from estimated fetal weight at 19–24 weeks' gestation  
*I. Papastefanou, U. Nowacka, A. Syngelaki, V. Dragoi, G. Karamanis, D. Wright and K. H. Nicolaidis*
- 925 Outcome-based comparison of SMFM and ISUOG definitions of fetal growth restriction  
 *J. T. Roekner, K. Pressman, L. Odibo, J. R. Duncan and A. O. Odibo*
- 931 Infant outcome after active management of early-onset fetal growth restriction with absent or reversed umbilical artery blood flow  
 *E. Morsing, J. Brodzki, A. Thuring and K. Marsál*
- 942 Reduced fetal growth velocity precedes antepartum fetal death  
 *P. Pacora, R. Romero, E. Jung, D. W. Gudicha, E. Hernandez-Andrade, I. Musilova, M. Kacerovsky, S. Jaiman, O. Erez, C. D. Hsu and A. L. Tarca*
- 953 Perinatal and infant outcome of fetuses with prenatally diagnosed hyperechogenic kidneys  
*A. Yulia, R. Napolitano, A. Aiman, D. Desai, N. Johal, M. Whitten, F. Ushakov, P. P. Pandya and P. J. D. Winyard*
- 959 Prenatal stomach position predicts gastrointestinal morbidity at 2 years in fetuses with left-sided congenital diaphragmatic hernia  
*A. G. Cordier, L. Laup, A. Letourneau, N. Le Sache, V. Fouquet, M. V. Senat, F. Perrotin, J. Rosenblatt, N. Sananes, J. M. Jouannic, G. Benoist, J. C. Jani and A. Benachi*

- 968 Optimal gestational age at delivery in isolated left-sided congenital diaphragmatic hernia  
*H. Bouchghoul, G. Dumery, F. M. Russo, A. G. Cordier, N. Le Sache, A. Debeer, H. Decaluwe, V. Fouquet, M. V. Senat, J. Deprest and A. Benachi*
- 974 Relationship between viral load, infection-to-delivery interval and mother-to-child transfer of anti-SARS-CoV-2 antibodies  
*L. C. Poon, B. W. Leung, T. Ma, F. N. Y. Yu, C. W. Kong, T. K. Lo, P. L. So, W. C. Leung, W. Shu, K. W. Cheung, S. Mounmaithong and C. C. Wang*
- 979 Cost-effectiveness of prenatal screening methods for congenital heart defects in pregnancies conceived by *in-vitro* fertilization  
 *E. H. Chung, S. L. Lim, L. J. Havrilesky, A. Z. Steiner and S. K. Dotters-Katz*
- 987 Imaging in gynecological disease (22): clinical and ultrasound characteristics of ovarian embryonal carcinomas, non-gestational choriocarcinomas and malignant mixed germ cell tumors  
 *F. Moro, L. M. Castellano, D. Franchi, E. Epstein, D. Fischerova, W. Froyman, D. Timmerman, G. F. Zannoni, G. Scambia, L. Valentin, A. C. Testa and F. Mascilini*
- 995 Is pelvic floor muscle contractility an important factor in anal incontinence?  
*Z. Mengistu, M. Gillor and H. P. Dietz*
- 999 Transperineal and endovaginal ultrasound for evaluating suburethral masses: comparison with magnetic resonance imaging  
*N. A. Okeahialam, A. Taithongchai, A. H. Sultan and R. Thakar*


#### LETTERS TO THE EDITOR

- 1006 Isolated, persisting, large choroid plexus cysts should warrant neurosonographic follow-up  
 *D. Paladini, G. Donarini, L. Bottelli, A. Rossi, A. Coltri and E. Fulcheri*
- 1008 Prenatal detection of disseminated extrarenal malignant rhabdoid tumor with placental metastases  
 *C. V. Schenone, A. King, E. Castro, P. Ketwaroo, R. Donepudi and M. Sanz Cortes*
- 1010 Successful myometrial closure over protruding Cesarean scar pregnancy  
 *A. Köninger, P. Rusch and R. Kimmig*
- 1012 Influenza season during COVID-19 pandemic: the storm that never came  
*M. Elsaddig, E. Kalafat, P. O'Brien and A. Khalil*
- 1013 Increased incidence of first-trimester miscarriage during the COVID-19 pandemic  
*K. G. Sacinti, E. Kalafat, Y. E. Sukur and A. Koc*

#### CORRESPONDENCE

- 1015 Power Doppler as second-stage test in adnexal tumors that are difficult to classify: a plea to use the potential offered by new-generation tools  
*D. Paladini*
- 1016 Reply  
*L. Valentin and P. Sladkevicius*

#### PICTURE OF THE MONTH

- 1017 It takes two great vessels to tango: fetal nutcracker phenomenon  
 *R. Charach, S. M. Cohen, S. Yagel and D. V. Valsky*

#### SAFETY STATEMENT

- 1020 ISUOG statement on the safe use of Doppler for fetal ultrasound examination in the first 13 + 6 weeks of pregnancy (updated)