

ULTRASOUND

in Obstetrics & Gynecology


Editor-in-Chief: Professor Anthony Odibo

The Official Journal of
the International Society of Ultrasound
in Obstetrics and Gynecology




CONTENTS



OPINION



- 715 Research priorities for the future health of multiples and their families: The Global Twins and Multiples Priority Setting Partnership
 J. R. Lam, B. Liu, R. Bhate, N. Fenwick, K. Reed, J. M. N. Duffy and A. Khalil, on behalf of the Global Twins and Multiples Priority Setting Partnership Collaborators

SYSTEMATIC REVIEW


- 722 Performance of fetal middle cerebral artery peak systolic velocity for prediction of anemia in untransfused and transfused fetuses: systematic review and meta-analysis
 R. J. Martinez-Portilla, J. Lopez-Felix, A. Hawkins-Villareal, J. R. Villafan-Bernal, F. Paz y Miño, F. Figueras and A. Borrell

ORIGINAL PAPERS


- 732 Multivariable evaluation of maternal hemodynamic profile in pregnancy complicated by fetal growth restriction: prospective study
 D. D. Di Martino, E. Ferrazzi, M. Garbin, F. Fusè, T. Izzo, J. Duvekot and A. Farina
- 740 Crash sign: new first-trimester sonographic marker of spina bifida
F. Ushakov, A. Sacco, E. Andreeva, S. Tudorache, T. Everett, A. L. David and P. P. Pandya
- 746 Sonographic demonstration of fetal esophagus using three-dimensional ultrasound imaging
A. Dall'Asta, G. Grisolia, M. Nanni, N. Volpe, G. B. L. Schera, T. Frusca and T. Ghi
- 752 Fetal endoscopic tracheal occlusion reduces pulmonary hypertension in severe congenital diaphragmatic hernia
C. C. Style, O. O. Olutoye, M. A. Belfort, N. A. Ayres, S. M. Cruz, P. E. Lau, A. A. Shamsirsaz, T. C. Lee, O. A. Olutoye, C. J. Fernandes, M. Sanz Cortes, S. G. Keswani and J. Espinoza
- 759 Dynamic discriminant model for predicting respiratory distress at birth based on mass volume ratio in fetuses with congenital lung malformation
S. Eyerly-Webb, C. T. Nicolas, D. Watson, E. Dion, R. Amin, A. J. Wagner, A. Lampland, E. Bendel-Stenzel, C. A. Macardle, S. M. Kunisaki, A. Jorgenson, J. Lillegard and B. Feltis
- 767 Amniotic fluid volume at presentation with early preterm prelabor rupture of membranes and association with severe neonatal respiratory morbidity
E. Weiner, J. Barrett, A. Zaltz, M. Ram, A. Aviram, M. Kibel, H. Lipworth, E. Asztalos and N. Melamed
- 774 Effect of intra-amniotic fluid pressure from polyhydramnios on cervical length in patients with twin-twin transfusion syndrome undergoing fetoscopic laser surgery
E. P. Bergh, L. K. Mann, R. R. Jain, R. Donepudi, K. J. Moise Jr, A. Johnson and R. Papanna
- 780 Fetal cardiac findings and hemodynamic changes associated with severe lower urinary tract obstruction *in utero*
J. Cohen, S. Levasseur, L. Simpson, R. Miller and L. Freud
- 786 Fetal heart rate variability with hypoxemia in an instrumented sheep model
 A. Bhide, J. Johnson, J. Rasanen and G. Acharya

- 791 Postmortem fetal imaging: prospective blinded comparison of two-dimensional ultrasound with magnetic resonance imaging
 X. Kang, T. Cos Sanchez, O. J. Arthurs, E. Bevilacqua, M. M. Cannie, V. Segers, S. Lecomte, N. J. Sebire and J. C. Jani
- 800 Septate uterus according to ESHRE/ESGE, ASRM and CUME definitions: association with infertility and miscarriage, cost and warnings for women and healthcare systems
 A. Ludwin, I. Ludwin, M. A. Coelho Neto, C. O. Nastri, B. Bhagavath, S. R. Lindheim and W. P. Martins
- 815 Performance of IOTA ADNEX model in evaluating adnexal masses in a gynecological oncology center in China
H. Chen, L. Qian, M. Jiang, Q. Du, F. Yuan and W. Feng
- 823 Imaging in gynecological disease (16): clinical and ultrasound characteristics of serous cystadenofibromas in adnexa
 B. A. Virgilio, I. De Blasis, P. Sladkevicius, F. Moro, G. F. Zannoni, D. Arciuolo, F. Mascilini, F. Ciccarone, D. Timmerman, J. Kaijser, R. Fruscio, C. Van Holsbeke, D. Franchi, E. Epstein, F. P. G. Leone, S. Guerriero, A. Czekierdowski, G. Scambia, A. C. Testa and L. Valentin


CASE REPORT

- 831 Cutaneous small-vessel vasculitis following hysterosalpingo-foam sonography (HyFoSy)
 A. Ludwin, I. Ludwin, W. Szczeklik and W. P. Martins

LETTERS TO THE EDITOR

- 835 Prenatal craniofacial abnormalities: from ultrasonography to three-dimensional printed models
R. Nicot, C. Druelle, E. Hurteloup and J.-M. Levaillant
- 836 Genetic association of retroesophageal left brachiocephalic vein
 Y. M. Chan, K. M. Law, L. C. Y. Poon, H. M. Luk, Y. K. Y. Cheng and T. Y. Leung
- 838 Rare autosomal trisomies on non-invasive prenatal testing: not as adverse as expected
Y. He, Y.-H. Liu, R.-G. Xie, S.-A. Liu and D.-Z. Li
- 839 Ultrasound evaluation of left ventricular and aortic fibrosis after HELLP syndrome
E. Sciatti, R. Orabona, F. Prefumo and T. Frusca
- 840 Successive intra- and postpartum measurements of levator-urethra gap to establish timing of levator avulsion
J. A. García-Mejido, A. Fernández-Palacín, C. M. Suarez-Serrano, E. Medrano-Sanchez and J. A. Sainz

PICTURE OF THE MONTH

- 843 Sextuple loops of nuchal cord in breech presentation
 L. Hinkson, T. Pahlitzsch and W. Henrich

CONGRESS REPORT

- 845 29th World Congress on Ultrasound in Obstetrics and Gynecology, 12–16 October 2019, Berlin: presentations and awards

ACKNOWLEDGMENT OF REFEREES

- 852 Acknowledgment of Referees, 2019