

ULTRASOUND

in Obstetrics & Gynecology


Editor in Chief: Professor Basky Thilaganathan

The Official Journal of
the International Society of Ultrasound
in Obstetrics and Gynecology



CONTENTS



EDITORIAL

- 667 Prenatal counseling for neurodevelopmental delay in congenital heart disease: results of a worldwide survey of experts' attitudes advise caution
 *D. Paladini, Z. Alfircvic, J. S. Carvalho, A. Khalil, G. Malinger, J. M. Martinez, J. Rychik and H. Gardiner*


REFeree COMMENTARIES

- 672 Fetal umbilical–portal–systemic venous shunt
C. Berg and B. Strizek
- 673 Placental magnetic resonance imaging in pregnancies complicated by fetal growth restriction
J. Wikström


RANDOMIZED CONTROLLED TRIALS





- 674 Single deepest vertical pocket or amniotic fluid index as evaluation test for predicting adverse pregnancy outcome (SAFE trial): a multicenter, open-label, randomized controlled trial
 *S. Kehl, A. Schelkle, A. Thomas, A. Puhl, K. Meqdad, B. Tuschy, S. Berlin, C. Weiss, C. Bayer, J. Heinrich, U. Dammer, E. Raabe, M. Winkler, F. Faschingbauer, M. W. Beckmann and M. Sütterlin*
- 680 Do knowledge of uterine artery resistance in the second trimester and targeted surveillance improve maternal and perinatal outcome? UTOPIA study: a randomized controlled trial
 *B. García, E. Llorba, L. Valle, M. D. Gómez-Roig, M. Juan, C. Pérez-Matos, M. Fernández, J. A. García-Hernández, J. Alijotas-Reig, M. T. Higuera, I. Calero, M. Goya, S. Pérez-Hoyos, E. Carreras and L. Cabero*

SYSTEMATIC REVIEW

- 690 Systematic review and meta-analysis of isolated posterior fossa malformations on prenatal ultrasound imaging (part 1): nomenclature, diagnostic accuracy and associated anomalies
 *F. D'Antonio, A. Khalil, C. Garel, G. Pihu, G. Rizzo, T. Lerman-Sagie, A. Bhide, B. Thilaganathan, L. Manzoli and A. T. Papageorgiou*

ORIGINAL PAPERS

- 698 Screening for trisomies by cell-free DNA testing of maternal blood: consequences of a failed result
R. Revello, L. Sarno, A. Ispas, R. Akolekar and K. H. Nicolaides
- 705 Prospective first-trimester screening for trisomies by cell-free DNA testing of maternal blood in twin pregnancy
 *L. Sarno, R. Revello, E. Hanson, R. Akolekar and K. H. Nicolaides*
- 712 Technical aspects and effectiveness of percutaneous fetal therapies for large sacrococcygeal teratomas: cohort study and literature review
N. Sananes, P. Javadian, I. Schwach Werneck Britto, N. Meyer, A. Koch, A. Gaudineau, R. Favre and R. Ruano
- 720 Appearance of fetal posterior fossa at 11–14 weeks in fetuses with Dandy–Walker malformation or chromosomal anomalies
P. Volpe, E. Contro, T. Fanelli, B. Muto, G. Pihu and M. Gentile
- 726 Placental volume and uterine artery Doppler evaluation at 11 + 0 to 13 + 6 weeks' gestation in pregnancies conceived with *in-vitro* fertilization: comparison between autologous and donor oocyte recipients
G. Rizzo, E. Aiello, M. E. Pietrolucci and D. Arduini

- 732 Evaluation of right ventricular function in fetal hypoplastic left heart syndrome by color tissue Doppler imaging
 *O. Graupner, C. Enzensberger, L. Wieg, A. Willruth, J. Steinhard, U. Gembruch, A. Doelle, F. Bahlmann, A. Kawecki, J. Degenhardt, A. Wolter, J. Herrmann and R. Axt-Fliedner, on behalf of the Fetal Cardiac Imaging Research Group Germany*
- 739 Fetal umbilical–portal–systemic venous shunt: *in-utero* classification and clinical significance
 *R. Achiron and Z. Kivilevitch*
- 748 Placental magnetic resonance imaging T2* measurements in normal pregnancies and in those complicated by fetal growth restriction
M. Sinding, D. A. Peters, J. B. Frøkjær, O. B. Christiansen, A. Petersen, N. Ulbjerg and A. Sørensen
- 755 Maternal serum soluble fms-like tyrosine kinase-1 at 22 and 32 weeks in the prediction of pre-eclampsia
 *D. Wright, K. Krajewska, A. Bogdanova, A. Wright and K. H. Nicolaides*
- 762 Maternal serum PAPP-A and free β -hCG at 12, 22 and 32 weeks' gestation in screening for pre-eclampsia
 *A. Wright, L. Guerra, M. Pellegrino, D. Wright and K. H. Nicolaides*
- 768 Assessment of pelvic floor muscle contraction with palpation, perineometry and transperineal ultrasound: a cross-sectional study
I. Volløyhaug, S. Mørkved, Ø. Salvesen and K. Å. Salvesen
- 774 Is pelvic organ support different between young nulliparous African and Caucasian women?
K. L. Shek, H. G. Krause, V. Wong, J. Goh and H. P. Dietz
- 779 Association between ultrasound features of adenomyosis and severity of menstrual pain
J. Nafialin, W. Hoo, N. Nunes, T. Holland, D. Mavrelis and D. Jurkovic


LETTERS TO THE EDITOR

- 784 Three-dimensional HDlive rendering of fetal perineum in anorectal atresia
T. Kaji, K. Maeda, A. Hichijo, Y. Takahashi, S. Nakayama and M. Irahara
- 785 Fetal cerebellar hemorrhage: three cases with postnatal follow-up
N. A. Aziz, C. M. Peeters-Scholte, F. T. de Bruine, F. J. Klumper, P. N. Adama van Scheltema, E. Lopriore and S. J. Steggerda

CORRESPONDENCE

- 787 Ductus venosus in twins: science matters
A. Matias and N. Montenegro
- 787 Reply
A. Khalil
- 788 Re: Clinical implementation of routine screening for fetal trisomies in the UK NHS: cell-free DNA test contingent on results from first-trimester combined test
A. Perales-Marín, J. Morales-Roselló and R. Quiroga
- 789 Reply
M. M. Gil, R. Revello, L. C. Poon, R. Akolekar and K. H. Nicolaides

PICTURE OF THE MONTH

- 790 Three-dimensional reconstruction of human placental vascular network using *in-vitro* MRI data
 *Z. J. Wang, X. W. Zhu, Q. T. Huang, Z. Q. Yun, Y. W. Cao, Y. Y. Chen and M. Zhong*