

# ULTRASOUND


## in Obstetrics & Gynecology

Editor-in-Chief: Professor Anthony Odibo

The Official Journal of  
the International Society of Ultrasound  
in Obstetrics and Gynecology

### CONTENTS



#### OPINIONS

- 677 First-trimester fetal heart evaluation: time to move forward  
 S. Turan and K. R. Goetzinger
- 681 Benefits and potential harms of COVID-19 vaccination during pregnancy: evidence summary for patient counseling  
E. Kalafat, P. O'Brien, P. T. Heath, K. Le Doare, P. von Dadelszen, L. Magee, S. Ladhani and A. Khalil


#### STATE-OF-THE-ART REVIEW

- 687 Counseling in maternal-fetal medicine: SARS-CoV-2 infection in pregnancy  
D. Di Mascio, D. Buca, V. Berghella, A. Khalil, G. Rizzo, A. Odibo, G. Saccone, A. Galindo, M. Liberati and F. D'Antonio

#### SYSTEMATIC REVIEWS

- 698 Cardiovascular events following pregnancy complicated by pre-eclampsia with emphasis on comparison between early- and late-onset forms: systematic review and meta-analysis  
 A. Dall'Asta, F. D'Antonio, G. Saccone, D. Buca, E. Mastantuoni, M. Liberati, M. E. Flacco, T. Frusca and T. Ghi
- 710 Perinatal outcome of pregnancies with prenatal diagnosis of vasa previa: systematic review and meta-analysis  
 W. Zhang, S. Geris, N. Al-Emara, G. Ramadan, A. Sotiriadis and R. Akolekar





#### HOW TO...






- 720 How to screen for vasa previa  
 A. C. Ranzini and Y. Oyelese

#### RANDOMIZED CONTROLLED TRIAL



- 726 Assessment of levator hiatal area using 3D/4D transperineal ultrasound in women with deep infiltrating endometriosis and superficial dyspareunia treated with pelvic floor muscle physiotherapy: randomized controlled trial  
S. Del Forno, A. Arena, V. Pellizzone, J. Lenzi, D. Raimondo, L. Cocchi, R. Paradisi, A. Youssef, P. Casadio and R. Seracchioli

#### ORIGINAL ARTICLES

- 733 Relationship between ophthalmic artery Doppler and maternal cardiovascular function  
E. Gibbone, I. Sapantzoglou, M. E. Nuñez-Cerrato, A. Wright, K. H. Nicolaidis and M. Charakida
- 739 Maternal cardiac function at 19–23 weeks' gestation in prediction of pre-eclampsia  
 E. Gibbone, A. Wright, R. Vallenias Campos, A. Sanchez Sierra, K. H. Nicolaidis and M. Charakida
- 748 Perinatal outcome of monochorionic diamniotic twin pregnancy complicated by selective intrauterine growth restriction according to umbilical artery Doppler flow pattern: single-center study using strict fetal surveillance protocol  
L. Batsry, N. Matatyahu, H. Avnet, B. Weisz, S. Lipitz, S. Mazaki-Tovi and Y. Yinon
- 756 Urgent neonatal balloon atrial septostomy in simple transposition of the great arteries: predictive value of fetal cardiac parameters  
 O. Patey, J. S. Carvalho and B. Thilaganathan
- 769 Fetal cerebrovascular response to maternal hyperoxygenation in congenital heart disease: effect of cardiac physiology  
 W. J. Hogan, A. J. Moon-Grady, Y. Zhao, N. M. Cresalia, H. Nawaytou, E. Quezada, M. Brook, P. McQuillen and S. Peyvandi
- 776 Frontal lobe growth is impaired in fetuses with congenital heart disease  
 D. Paladini, A. Finarelli, G. Donarini, S. Parodi, V. Lombardo, G. Tuo and R. Birnbaum

- 783 Prevalence of COL4A1 and COL4A2 mutations in severe fetal multifocal hemorrhagic and/or ischemic cerebral lesions  
P. Maurice, L. Guilbaud, J. Garel, M. Mine, A. Dugas, S. Friszer, E. Maisonneuve, M.-L. Moutard, T. Coste, D. Héron, E. Tournier-Lasserre, C. Garel and J.-M. Jouannic
- 790 Neurodevelopmental outcome at 2 years of corrected age in fetuses with increased nuchal translucency thickness and normal karyotype compared with matched controls  
 R. Buffin, A. Fichez, E. Decullier, A. Roux, S. Bin, D. Combourieu, B. Pastor-Diez, C. Huissoud, J.-C. Picaud and collaborating authors
- 798 Accuracy of automated three-dimensional ultrasound imaging technique for fetal head biometry  
I. D. Pluym, Y. Afshar, K. Holliman, L. Kwan, A. Bolagani, T. Mok, B. Silver, E. Ramirez, C. S. Han and L. D. Platt
- 804 Application of ultrasound-based radiomics technology in fetal-lung-texture analysis in pregnancies complicated by gestational diabetes and/or pre-eclampsia  
 Y. Du, Z. Fang, J. Jiao, G. Xi, C. Zhu, Y. Ren, Y. Guo and Y. Wang
- 813 Universal chromosomal microarray analysis reveals high proportion of copy-number variants in low-risk pregnancies  
 S. Stern, N. Hacothen, V. Meiner, S. Yagel, S. Zenvirt, S. Shkedi-Rafid, M. Macarov, D. V. Valsky, S. Porat, N. Yanai, A. Frumkin and H. Daum
- 821 Imaging in gynecological disease (21): clinical and ultrasound characteristics of accessory cavitated uterine malformations  
 J. Naftalin, E. Bean, E. Saridogan, P. Barton-Smith, R. Arora and D. Jurkovic
- 829 Doppler-based predictive model for methotrexate resistance in low-risk gestational trophoblastic neoplasia with myometrial invasion: prospective study of 147 patients  
 J. Qin, S. Zhang, L. Poon, Z. Pan, J. Luo, N. Yu, L. Wang, X. Wu, X. Cheng, X. Xie, Y. Lu and W. Lu

#### LETTERS TO THE EDITOR

- 840 Cell-free DNA testing for prenatal aneuploidy assessment: analysis of professional society statements  
 R. Jones, K. White, A. Batey and E. Kostenko
- 841 Risk of congenital heart disease is increased among newborns with non-cardiac congenital anomalies: survey-based analysis using 2016 Kids' Inpatient Database  
L. V. Ghimire, F.-S. Chou and A. J. Moon-Grady
- 843 Vaginal azygos artery: commonly unrecognized finding during transvaginal ultrasound in pregnancy  
N. Docheva, R. Cruz-Martinez and E. Hernandez-Andrade
- 844 Ultrasound appearance of perivascular epithelioid cell tumor (PEComa)  
E. Mor, C. Visenzi, F. Marasciulo, F. R. Longo and F. Quaglia
- 846 Early diagnosis of rhombencephalosynapsis: the limits of intracranial translucency at first-trimester screening and a plea for assessment of aqueduct of Sylvius  
 P. Macé, Y. Ville, B. Bessière and E. Quarello

#### CORRESPONDENCE

- 849 Re: Assessment of levator hiatal area using 3D/4D transperineal ultrasound in women with deep infiltrating endometriosis and superficial dyspareunia treated with pelvic floor muscle physiotherapy: randomized controlled trial  
M. Hirsch, J. M. N. Duffy and C. M. Farquhar, on behalf of endo:outcomes – an International Collaboration Harmonising Outcomes and Outcome Measures for Endometriosis Research
- 850 Reply  
S. Del Forno, A. Arena, V. Pellizzone, J. Lenzi, D. Raimondo, L. Cocchi, R. Paradisi, A. Youssef, P. Casadio and R. Seracchioli
- 850 Do we need to rethink our standard genetic approach for low-risk pregnancies?  
J. Baert, L. Pomar and T. Quibel
- 851 Reply  
S. Stern, on behalf of the coauthors