

# ULTRASOUND

## in Obstetrics & Gynecology


Editor-in-Chief: Professor Anthony Odibo

The Official Journal of  
the International Society of Ultrasound  
in Obstetrics and Gynecology




### CONTENTS


#### OPINION

- 565 Sonographic detection of fetal abnormalities before 11 weeks of gestation  
 *D. L. Rolnik, D. Wertaschnigg, B. Benoit and S. Meagher*


#### SYSTEMATIC REVIEW

- 575 Third-trimester uterine artery Doppler for prediction of adverse outcome in late small-for-gestational-age fetuses: systematic review and meta-analysis  
 *R. J. Martinez-Portilla, J. Caradeux, E. Meler, D. L. Lip-Sosa, A. Sotiriadis and F. Figueras*





#### REVIEW


- 586 Coronavirus in pregnancy and delivery: rapid review  
 *E. Mullins, D. Evans, R. M. Viner, P. O'Brien and E. Morris*

#### HOW TO...




- 593 How to perform lung ultrasound in pregnant women with suspected COVID-19  
 *F. Moro, D. Buonsenso, M. C. Moruzzi, R. Inchingolo, A. Smargiassi, L. Demi, A. R. Larici, G. Scambia, A. Lanzone and A. C. Testa*

#### ORIGINAL ARTICLES

- 599 UK stillbirth trends in over 11 million births provide no evidence to support effectiveness of Growth Assessment Protocol program  
 *S. Iliodromiti, G. C. S. Smith, D. A. Lawlor, J. P. Pell and S. M. Nelson*
- 605 Prevention of stillbirth: impact of two-stage screening for vasa previa  
*W. Zhang, S. Geris, J. Beta, G. Ramadan, K. H. Nicolaidis and R. Akolekar*
- 613 Antenatal detection of fetal growth restriction and risk of stillbirth: population-based case-control study  
 *A. Ego, I. Monier, K. Skaara and J. Zeitlin*
- 621 Prenatal identification of small-for-gestational age and risk of neonatal morbidity and stillbirth  
*E. Nohuz, O. Riviere, K. Coste and F. Vendittelli*
- 629 Ultrasound features prior to 11 weeks' gestation and first-trimester maternal factors in prediction of hypertensive disorders of pregnancy  
*T. J. Hanchard, B. S. de Vries, A. E. Quinton, M. Sinosich and J. A. Hyett*
- 637 Diagnosis of major heart defects by routine first-trimester ultrasound examination: association with increased nuchal translucency, tricuspid regurgitation and abnormal flow in ductus venosus  
*G. P. Minnella, F. M. Crupano, A. Syngelaki, V. Zidere, R. Akolekar and K. H. Nicolaidis*
- 645 Should cell-free DNA testing be used in pregnancy with increased fetal nuchal translucency?  
 *J. Miranda, F. Paz y Miño, V. Borobio, C. Badenas, L. Rodriguez-Reuenga, M. Pauta and A. Borrell*
- 652 Core outcome set for studies investigating management of selective fetal growth restriction in twins  
 *R. Townsend, J. M. N. Duffy, F. Sileo, H. Perry, W. Ganzevoort, K. Reed, A. A. Baschat, J. Deprest, E. Gratacos, K. Hecher, L. Lewi, E. Lopriore, D. Oepkes, A. Papageorghiou, S. J. Gordijn and A. Khalil, on behalf of the International Collaboration to Harmonise Outcomes for Selective Fetal Growth Restriction (CHOOSE-FGR)*

- 661 Early- and late-onset selective fetal growth restriction in mono-chorionic diamniotic twin pregnancy: natural history and diagnostic criteria  
*J. Curado, F. Sileo, A. Bhide, B. Thilaganathan and A. Khalil*
- 667 Feasibility of INTACT (INcisionless TArgeted Core Tissue) biopsy procedure for perinatal autopsy  
 *S. C. Shelmerdine, J. C. Hutchinson, L. Ward, T. Sekar, M. T. Ashworth, S. Levine, N. J. Sebire and O. J. Arthurs*
- 676 Natural history of pregnancy-related enhanced myometrial vascularity following miscarriage  
*K. Grewal, M. Al-Memar, H. Fourie, C. Stalder, D. Timmerman and T. Bourne*
- 683 Vaginal laxity: which measure of levator ani distensibility is most predictive?  
*C. Manzini, T. Friedman, F. Turel and H. P. Dietz*

#### LETTERS TO THE EDITOR

- 688 Prenatal diagnosis of hemimegalencephaly revealing tuberous sclerosis complex  
 *S. Bruet, C. Francannet, F. Marguet, M. Biard, C. Sarret and H. Laurichesse Delmas*
- 689 Intraoperative sonographic detection of ureteral jet during uncomplicated Cesarean delivery is feasible and safe  
 *O. Shen, E. Mazaki, A. Ioscovich, H. Y. Sela, A. Samueloff and O. Reichman*
- 690 Fetal tuberous sclerosis and diagnosis of paternal gonadal mosaicism  
*B. Tutschek, K. Mayer and A. Rauch*
- 692 Endometrioid borderline ovarian tumor arising from endometriotic cyst: short-term change of sonographic appearance  
 *B. A. Virgilio, G. Pontrelli, N. Fattizzi, D. Sacchi, F. Basile, M. Noventa and M. Scioscia*

#### CORRESPONDENCE

- 695 Benefit vs potential harm of genome-wide prenatal cfDNA testing requires further investigation and should not be dismissed based on current data  
*M. N. Bekker, L. Henneman, M. V. E. Macville, E. A. Sistermans and R. J. H. Galjaard*
- 696 Reply: Benefit of genome-wide prenatal cfDNA testing requires further investigation through a case-control study  
*J. C. Jani, M. M. Gil, A. Benachi, F. Prefumo, K. O. Kagan, A. Tabor, C. M. Bilardo, G. C. Di Renzo and K. H. Nicolaidis*
- 697 Value of increased nuchal translucency in the era of cell-free DNA testing  
*L. Zhen and D.-Z. Li*
- 698 Reply  
*J. Miranda and A. Borrell*

#### GUIDELINE

- 700 ISUOG Interim Guidance on 2019 novel coronavirus infection during pregnancy and puerperium: information for healthcare professionals

#### SAFETY STATEMENT

- 709 ISUOG Safety Committee Position Statement on safe performance of obstetric and gynecological scans and equipment cleaning in context of COVID-19  
