

ULTRASOUND

in Obstetrics & Gynecology


Editor in Chief: Professor Basky Thilaganathan

The Official Journal of
the International Society of Ultrasound
in Obstetrics and Gynecology



CONTENTS


EDITORIAL

- 431 Pocker Brain, an interactive, web-based ultrasound atlas of normal and abnormal fetal brain development
 *B. Tutschek and G. Pilu*



REFEREE COMMENTARIES

- 433 Impact of aspirin on trophoblastic invasion in women with abnormal uterine artery Doppler at 11–14 weeks
L. C. Y. Poon
- 433 Accuracy of antenatal tools for prediction of small-for-gestational age
R. L. Deter


RANDOMIZED CONTROLLED TRIAL


- 435 Impact of aspirin on trophoblastic invasion in women with abnormal uterine artery Doppler at 11–14 weeks: a randomized controlled study
 *E. Scuzzocchio, D. Oros, D. Diaz, J. C. Ramirez, M. Ricart, E. Meler, R. González de Agüero, E. Gratacos and F. Figueras*

SYSTEMATIC REVIEWS

- 442 Oligohydramnios in complicated and uncomplicated pregnancy: a systematic review and meta-analysis
 *N. Rabie, E. Magann, S. Steelman and S. Ounpraseuth*
- 450 Perinatal and long-term outcomes in fetuses diagnosed with isolated unilateral ventriculomegaly: systematic review and meta-analysis
 *C. Scala, A. Familiari, A. Pinas, A. T. Papageorgiou, A. Bhide, B. Thilaganathan and A. Khalil*

ORIGINAL PAPERS


- 460 Performance of the neoBona test: a new paired-end massively parallel shotgun sequencing approach for cell-free DNA-based aneuploidy screening
V. Cirigliano, E. Ordoñez, L. Rueda, A. Syngelaki and K. H. Nicolaides
- 465 Utility of ultrasound examination at 10–14 weeks prior to cell-free DNA screening for fetal aneuploidy
N. L. Vora, S. Robinson, E. E. Hardisty and D. M. Stamilio
- 470 Aneuploidy screening by non-invasive prenatal testing in twin pregnancy
L. Fosler, P. Winters, K. W. Jones, K. J. Curnow, A. J. Sehnert, S. Bhatt and L. D. Platt
- 478 International estimated fetal weight standards of the INTERGROWTH-21st Project
 *J. Stirnemann, J. Villar, L. J. Salomon, E. Ohuma, P. Ruyuan, D. G. Altman, F. Nosten, R. Craik, S. Munim, L. Cheikh Ismail, F. C. Barros, A. Lambert, S. Norris, M. Carvalho, Y. A. Jaffer, J. A. Noble, E. Bertino, M. G. Gravett, M. Purwar, C. G. Victora, R. Uauy, Z. Bhutta, S. Kennedy and A. T. Papageorgiou, for the International Fetal and Newborn Growth Consortium for the 21st Century (INTERGROWTH-21st)*
- 487 Implementing the INTERGROWTH-21st fetal growth standards in France: a 'flash study' of the College Français d'Échographie Foetale (CFEF)
J. J. Stirnemann, N. Fries, R. Bessis, M. Fontanges, R. Mangione and L. J. Salomon

- 493 Diagnostic accuracy of individual antenatal tools for prediction of small-for-gestational age at birth
B. Poljak, U. Agarwal, R. Jackson, Z. Alfrevic and A. Sharp
- 500 Fetal size monitoring and birth-weight prediction: a new population-based approach
 *H. K. Gjessing, P. Grøttum, I. Økland and S. H. Eik-Nes*
- 508 Postpartum two- and three-dimensional ultrasound evaluation of anal sphincter complex in women with obstetric anal sphincter injury
C. Ros, E. Martínez-Franco, M. M. Wozniak, J. Cassado, G. A. Santoro, N. Elías, M. López, M. Palacio, A. P. Wiczorek and M. España-Pons
- 515 Computed tomographic colonography vs rectal water-contrast transvaginal sonography in diagnosis of rectosigmoid endometriosis: a pilot study
S. Ferrero, E. Biscaldi, V. G. Vellone, P. L. Venturini and U. Leone Roberti Maggiore
- 524 Magnetic resonance enema vs rectal water-contrast transvaginal sonography in diagnosis of rectosigmoid endometriosis
U. Leone Roberti Maggiore, E. Biscaldi, V. G. Vellone, P. L. Venturini and S. Ferrero

CASE SERIES

- 533 Fetal aortopulmonary window: case series and review of the literature
A. Fotaki, J. Novaes, H. Jicinska and J. S. Carvalho

LETTERS TO THE EDITOR

- 540 The biplane mode: it takes two to tango
C. Wohlmut and H. M. Gardiner
- 541 HDlive Flow with HDlive silhouette mode in diagnosis of fetal hepatic hemangioma
 *C. Tenkumo, U. Hanaoka, M. A. M. AboEllail, M. Ishimura, M. Morine, K. Maeda and T. Hata*
- 543 Transperineal sonographic findings of vulvar neurofibromatosis Type 1
D. M. Sherer, A. Moron, L. Peirera, K. Ward, L. Benton and O. Abulafia
- 544 Discordant anomalies and karyotype in a monozygotic twin pregnancy: a call for comprehensive genetic evaluation
K. R. Rock, S. Millard, V. Seravalli, C. McShane, J. Kearney, E. Seitz, A. A. Baschat and J. L. Miller

CORRESPONDENCE

- 546 Late appearance of umbilical artery end-diastolic flow in selective intrauterine growth restriction complicating monozygotic diamniotic twin pregnancy
A. Tangi, B. Negri, A. Fichera, N. Fratelli and F. Prefumo
- 547 More validation is needed before widespread adoption of INTERGROWTH-21st fetal growth reference standards in France
J. Zeitlin, C. Vayssière, A. Ego and F. Goffinet
- 548 Reply
J. Stirnemann and L. J. Salomon

PICTURE OF THE MONTH

- 549 Qualitative evaluation of Crystal Vue rendering technology in assessment of fetal lip and palate
 *A. Dall'Asta, G. Paramasivam and C. C. Lees*