

# ULTRASOUND

## in Obstetrics & Gynecology


Editor-in-Chief: Professor Anthony Odibo

The Official Journal of  
the International Society of Ultrasound  
in Obstetrics and Gynecology





### CONTENTS






#### OPINION


- 265 Randomized controlled trials to evaluate diagnostic tests  
 H. J. Giles-Clark, D. L. Rolnik, S. M. Skinner and B. W. Mol

#### SYSTEMATIC REVIEW


- 272 Multiple pregnancy with complete hydatidiform mole and coexisting normal fetus: systematic review and meta-analysis of clinical outcomes from non-randomized studies  
 N. Salmeri, A. Pizzetti, E. Grassi, R. Cioffi, G. Mangili, M. Seckl, A. Sotiriadis, M. Candiani and P. I. Cavoretto
- 283 Clinical significance and association with pregnancy outcome of positive non-invasive prenatal screening for trisomy 15 in singleton pregnancy: prospective cohort study, systematic review and meta-analysis  
 S. Xue, Y. Zheng, Y. Cao, S. W. H. Cheung, C. Y. Chung, Y. Zhao, X. Zhu, I. F. M. Lo, H. M. Luk, T. Y. Leung, X. Kong and K. W. Choy


#### ORIGINAL ARTICLE

- 295 Prediction of survival after fetoscopic laser surgery for early-onset twin-to-twin transfusion syndrome  
 S. Prasad, F. G. Sileo, J. Binder, E. Brunelli, N. Chianchiano, C. M. Coutinho, F. D'Antonio, M. Döbert, A. Fichera, Y. Gielchinsky, K. Hecher, C. Iacovella, S. Malone, A. Martinez-Varea, L. N. Nørgaard, C. Rodo, T. Simões, F. Slaghekke, Y. Yinon, A. Khalil and Collaborators
- 304 Implementation of PIGF-based first-trimester screening and aspirin prophylaxis for preterm pre-eclampsia: clinical and economic evaluation  
 D. A. Badr, A. Carlin, X. Kang, T. Cos, A. Vuckovic, D. Barglazan and J. C. Jani
- 312 Perinatal outcomes following *in-utero* transfusion for hydrops fetalis associated with parvovirus B19 infection  
 M. Parent, P. Maurice, E. Van den Eede, J. Mattern, M. Sanchez, L. Paret, G. Dumery, D. Badr, R. Devlieger, P. Calda, T. Quibel, C. Vauloup-Fellous, A. Benachi, J.-M. Jouannic and A. J. Vivanti
- 320 Fetoscopic laser ablation *vs* standard management for Type-II and Type-III vasa previa  
S. Backley, R. H. Chmait, E. P. Bergh, N. Agarwal, A. Llanes, G. Hamadeh, E. Hernandez-Andrade, A. Johnson, J. Espinoza, A. Salazar, S. Zhu and R. Papanna
- 329 Association between fetal brain diffusion-weighted imaging and postnatal neurodevelopmental outcome after prenatal myelomeningocele repair  
 R. Corroenne, T. A. G. M. Huisman, W. E. Whitehead, A. A. Nassr, J. L. Munoz, J. Castillo, H. Castillo, R. M. Johnson, R. V. Donepudi, M. A. Belfort and M. Sanz-Cortes
- 341 Deep learning assessment of fetal brain maturation on 3D ultrasound volumes in early-onset fetal growth restriction  
 L. Meijerink, M. Wyburd, A. I. L. Namburete, T. Alderliesten, F. Groenendaal, M. Benders, F. Terstappen and M. N. Bekker


- 350 Impact of prenatal sirolimus on cardiac rhabdomyomas and brain tubers  
 S. Vergote, L. Van der Veeken, D. Chitayat, E. Jaeggi, G. Ryan, E. Miller and S. Shinar

- 360 Early diagnosis of fetal ganglionic eminence cysts: imaging, outcome and genetic associations, revealing role of mitochondrial dysfunction  
R. Birnbaum, G. Malinger, H. Miremberg, M. Brusilov, R. K. Pooh, M. Rybak-Krzyszowska, F. Viñals, T.-S. Vo, R. Gupta, S. Gupta, N. Dimri, J. H. Ochoa, T. Weissbach, V. Lanzarone, A. Quinton, M. Levy, D. Kidron and K. Krajdjen Haratz

- 376 Ultrasound features in early pregnancy for predicting abnormal karyotype in first-trimester miscarriage  
 T. Setty, S. L. Kastora, T. Tellum, J. Farren, E. Jauniaux and D. Jurkovic

- 385 Imaging in gynecological disease (30): clinical and ultrasound characteristics of usual-type and variants of leiomyoma  
 C. Russo, F. Moro, F. Ciccarone, A. Biscione, G. Scaglione, A. Rizzi, E. Robba, T. Pasciuto, G. Zinicola, G. Sidoti, D. Romualdi, F. Fanfani and A. C. Testa



#### LETTER TO THE EDITOR

- 398 Association of fetal cerebral growth and sulcal development with 2-year neurodevelopmental outcome in children with prenatally diagnosed mild-to-moderate isolated ventriculomegaly  
 S. Reid, P. Lee, N. Madan, E. Takeoka, O. Samura, A. Craig, P. Ellen Grant, K. Im, T. Tarui and Collaborators
- 401 First-trimester placental microcalcifications are associated with preterm prelabor rupture of membranes  
R. Horgan, E. Sinkovskaya, E. Kalafat, A. Heeze, A. Abuhamad and G. Saade
- 402 Three-dimensional Doppler ultrasound assessment of multiple vessels in vasa previa  
H. Miremberg, N. Feldman, G. Malinger, K. Krajdjen Haratz and S. Perlman

#### CORRESPONDENCE

- 405 Evaluating the parvovirus epidemic: more frequent or more severe?  
L. Creswell, R. Napolitano and P. Pandya
- 406 Re: Prenatal diagnosis of umbilical-portal-systemic venous shunt associated with gestational alloimmune liver disease  
R. Achiron and Z. Kivilevitch

#### PICTURE OF THE MONTH

- 407 First-trimester three-dimensional ultrasound for craniopagus twin anatomy: value in multidisciplinary discussions and parental counseling  
  P. T. Castro, J. Lopes, T. Fazecas, G. Ribeiro, G. Mufarrej, O. Jeelani and H. Werner