

ULTRASOUND

in Obstetrics & Gynecology

Editor-in-Chief: Professor Anthony Odibo

The Official Journal of
the International Society of Ultrasound
in Obstetrics and Gynecology




CONTENTS






OPINION



- 151 Increasing value and reducing research waste in obstetrics: towards woman-centered research
R. Townsend, J. M. N. Duffy and A. Khalil

SYSTEMATIC REVIEW




- 157 Impact of low-dose aspirin on adverse perinatal outcome: meta-analysis and meta-regression
 *J. M. Turner, N. T. Robertson, G. Hartel and S. Kumar*

ORIGINAL PAPERS


- 170 Impact of biometric measurement error on identification of small- and large-for-gestational-age fetuses
 *D. Wright, A. Wright, E. Smith and K. H. Nicolaides*
- 177 Prediction of adverse perinatal outcome by fetal biometry: comparison of customized and population-based standards
 *D. Kabiri, R. Romero, D. W. Gudicha, E. Hernandez-Andrade, P. Pacora, N. Benshalom-Tirosh, D. Tirosh, L. Yeo, O. Erez, S. S. Hassan and A. L. Tarca*
- 189 Intertwin discordance in fetal size at 11–13 weeks' gestation and pregnancy outcome
E. Litwinska, A. Syngelaki, B. Cimpoia, I. Sapantzoglou and K. H. Nicolaides
- 198 Effect of sildenafil on maternal hemodynamics in pregnancies complicated by severe early-onset fetal growth restriction: planned subgroup analysis from a multicenter randomized placebo-controlled double-blind trial
 *A. Khalil, A. Sharp, C. Cornforth, R. Jackson, H. Mousa, S. Stock, J. Harrold, M. A. Turner, L. C. Kenny, P. N. Baker, E. D. Johnstone, P. Von Dadelszen, L. Magee, A. T. Papageorghiou and Z. Alfrevic*
- 210 Are maternal hemodynamic indices markers of fetal growth restriction in pregnancies with a small-for-gestational-age fetus?
H. Perry, H. Lehmann, E. Mantovani, B. Thilaganathan and A. Khalil
- 217 Impact of extracardiac pathology on head growth in fetuses with congenital heart defect
 *A. E. L. van Nesselrooij, F. A. R. Jansen, N. van Geloven, I. H. Linskens, E. Pajkrt, S.-A. Clur, L. A. Rammeloo, L. Rozendaal, J. M. M. Van Lith, N. A. Blom and M. C. Haak*
- 226 Fetal echocardiographic prediction score for perinatal mortality in tricuspid valve dysplasia and Ebstein's anomaly
F. Torigoe, H. Ishida, Y. Ishii, R. Ishii, J. Narita, Y. Kawazu, F. Kayatani and N. Inamura
- 233 Left ventricular torsional mechanics in term fetuses and neonates
 *O. Patey, J. S. Carvalho and B. Thilaganathan*

- 242 Non-invasive cell-free fetal DNA testing for aneuploidy: multicenter study of 31 515 singleton pregnancies in southeastern China
L. Xu, H. Huang, N. Lin, Y. Wang, D. He, M. Zhang, M. Chen, L. Chen and Y. Lin
- 248 Value of routine ultrasound examination at 35–37 weeks' gestation in diagnosis of non-cephalic presentation
H. De Castro, A. Ciobanu, C. Formoso, R. Akolekar and K. H. Nicolaides
- 257 Malmström vacuum or Kielland forceps: which causes more damage to pelvic floor?
 *J. A. García-Mejido, A. Martín-Martínez, E. González-Díaz, C. Fernández-Fernández, I. Ortega, M. Medina, A. Fernández-Corona, A. Fernández-Palacín and J. A. Sainz*
- 264 Learning curve for detection of pelvic parts of ureters by transvaginal sonography: feasibility study
 *M. K. Aas-Eng, M. Salama, U. Sevelde, C. Ruesch, Z. Nemeth and G. Hudelist*
- 269 Ultrasonographic soft markers for detection of rectosigmoid deep endometriosis
S. Guerrero, S. Ajossa, M. A. Pascual, I. Rodríguez, A. Piras, M. Perniciano, L. Saba, A. M. Paoletti, V. Mais and J. L. Alcazar

LETTERS TO THE EDITOR

- 274 Fetal Costello syndrome: description of phenotype of HRAS exon 1 mutations
M. Schøler Nørgaard, R. Mogra, J. Pinner, K. O. Kagan, M. Warming Jørgensen, V. Gjørup, O. B. Petersen, P. Sandager and I. Vogel
- 276 Type-IV laryngotracheoesophageal cleft detected during fetoscopic endoluminal tracheal occlusion in fetus with severe congenital diaphragmatic hernia
 *M. A. Yuksel and A. Tayyar*
- 277 Effect of staining using gadolinium and formaldehyde on fetal whole-body postmortem 3-Tesla magnetic resonance imaging
X. Kang, M. Cannie and J. C. Jani
- 279 Three-dimensional imaging of rare mesenchymal tumor of umbilical cord
 *J. Buechel, E. Bruder and G. Manegold-Brauer*
- 280 Ultrasound features of chromophobe renal cell carcinoma metastasized to ovary
 *F. Moro, V. Bertoldo, R. Borzi, G. F. Zannoni and A. C. Testa*

PICTURE OF THE MONTH

- 282 Diagnosis of fetal tachyarrhythmia at 12 weeks' gestation using spatiotemporal image correlation
 *N. Inamura and R. K. Poob*