

Neurology[®]

Table of Contents

Volume 84, Number 5, February 3, 2015
Neurology.org

THE MOST WIDELY READ AND HIGHLY CITED PEER-REVIEWED
NEUROLOGY JOURNAL



IN FOCUS




- 439 Spotlight on the February 3 Issue
471 This Week's *Neurology*[®] Podcast




EDITORIALS

- 440 Treating arterial disease to prevent brain injury:
Break out the bubbly or back to the bench?
T. Hughes and J.U. Harrer
- 442 More evidence against alcohol or smoking in patients
with unruptured intracranial aneurysm
J. Pera and Y.M. Ruigrok
- 444 Seeking best medical treatment for hyperacute
intracerebral hemorrhage
K. Toyada and J.C. Grotta
- 446 Chipping away at the channels: Can we fashion a
syndrome?
S.M. Zuberi

ARTICLES

- 448 Arterial stiffness and progression of structural brain
changes: The SMART-MR study
*H.M. Jochimsen, M. Muller, M.L. Bots, P. Scheltens,
K.L. Vincken, W.P.T.M. Mali, Y. van der Graaf, and
M.I. Geerlings, on behalf of the SMART Study Group*
Editorial, p. 440
- 456 Risk factors for all-cause death after diagnosis of
unruptured intracranial aneurysms
S. Juvela and H. Lehto
 Editorial, p. 442
- 464 Optimal achieved blood pressure in acute intracerebral
hemorrhage: INTERACT2
*H. Arima, E. Heeley, C. Delcourt, Y. Hirakawa, X. Wang,
M. Woodward, T. Robinson, C. Stapf, M. Parsons,
P.M. Lavados, Y. Huang, J. Wang, J. Chalmers, and
C.S. Anderson, for the INTERACT2 Investigators*
  Editorial, p. 444
- 472 Lipid and lipoprotein measurements and the risk of
ischemic vascular events: Framingham Study
*A. Pikula, A.S. Beiser, J. Wang, J.J. Himmelfarb, M. Kelly-Hayes,
C.S. Kase, Q. Yang, S. Seshadri, and P.A. Wolf*

- 480 The phenotypic spectrum of SCN8A encephalopathy
*J. Larsen, G.L. Carvill, E. Gardella, G. Kluger,
G. Schmiedel, N. Barisic, C. Depienne, E. Brilstra,
Y. Mang, J.E.K. Nielsen, M. Kirkpatrick, D. Goudie,
R. Goldman, J.A. Jähn, B. Jepsen, D. Gill, M. Döcker,
S. Biskup, J.M. McMahon, B. Koeleman, M. Harris,
K. Braun, C.G.F. de Kovel, C. Marini, N. Specchio,
T. Djémié, S. Weckhuysen, N. Tommerup, M. Troncoso,
L. Troncoso, A. Bevoť, M. Wolff, H. Hjalgrim, R. Guerrini,
I.E. Scheffer, H.C. Mefford, and R.S. Møller, on behalf
of the EuroEPINOMICS RES Consortium CRP*
Editorial, p. 446
- 490 Triheptanoin improves brain energy metabolism in
patients with Huntington disease
*I.M. Adanyeguh, D. Rinaldi, P.-G. Henry, S. Caillet,
R. Valabregue, A. Durr, and F. Mochel*

- 496 Clinicians' ability to diagnose dementia with Lewy
bodies is not affected by β -amyloid load
*P. Tiraboschi, J. Attems, A. Thomas, A. Brown, E. Jaros,
D.J. Lett, M. Ossola, R.H. Perry, L. Ramsay, L. Walker,
and I.G. McKeith*
- 500 Age dependence of brain β -amyloid deposition in Down
syndrome: An [¹⁸F]florbetaben PET study
*D. Jennings, J. Seibyl, M. Sabbagh, F. Lai, W. Hopkins,
S. Bullich, M. Gimenez, C. Reininger, B. Putz,
A. Stephens, A.M. Catafau, and K. Marek*
- 508 Mild cognitive impairment with suspected nonamyloid
pathology (SNAP): Prediction of progression
*A. Caroli, A. Prestia, S. Galluzzi, C. Ferrari,
W.M. van der Flier, R. Ossenkoppele, B. Van Berckel,
F. Barkhof, C. Teunissen, A.E. Wall, S.F. Carter,
M. Schöll, I.H. Choo, T. Grimmer, A. Redolfi,
A. Nordberg, P. Scheltens, A. Drzezga, and
G.B. Frisoni, for the Alzheimer's Disease
Neuroimaging Initiative*
- 516 Reduced striatal dopamine transmission in REM sleep
behavior disorder comorbid with depression
*Y.K. Wing, S.P. Lam, J. Zhang, E. Leung, C.L. Ho,
S. Chen, M.K. Cheung, S.X. Li, J.W.Y. Chan, V. Mok,
J. Tsoh, A. Chan, and C.K.W. Ho*

CONTINUED

Neurology[®]

Table of Contents

continued



523 Recessive truncating *IGHMBP2* mutations presenting as axonal sensorimotor neuropathy
G. Schottmann, H. Jungbluth, U. Schara, E. Knierim, S.M. Gonzalez, E. Gill, F. Seifert, F. Norwood, C. Deshpande, K. von Au, M. Schuelke, and J. Senderek

532 Urologic and gastrointestinal symptoms in the dystroglycanopathies
C.D. Crockett, L.A. Bertrand, C.S. Cooper, R.M. Rahhal, K. Liu, M.B. Zimmerman, S.A. Moore, and K.D. Mathews

CLINICAL/SCIENTIFIC NOTES

540 Differential trigeminal myelinated and unmyelinated nerve fiber involvement in FOSMN syndrome
A. Truini, V. Provitera, A. Biasiotta, A. Stancanelli, G. Antonini, L. Santoro, G. Cruccu, and M. Nolano



NEUROIMAGES

543 Eosinophilic CNS vasculitis can mimic demyelinating disease of the brain and spinal cord
R. Schneider, J.P. Tsai, D.G. Munoz, and D.H. Selchen

VIDEO NEUROIMAGES

545 Adductor laryngeal exhaling dystonia in progressive supranuclear palsy
K. Kawamura, Y. Arai, T. Inui, and T. Mitsui



RESIDENT & FELLOW SECTION

e27 Pearls & Oysters: Ophthalmic artery malperfusion in aortic dissection with common carotid artery involvement
V. Kumar, H.K. Sandhu, A.-C.L. Meyer, A. Azizzadeh, A.L. Estrera, H.J. Safi, and K.M. Charlton-Ouw

e30 Teaching NeuroImages: Variant of Guillain-Barré syndrome with spinal cord involvement
C. Gächter, J.A. Petersen, U. Schwarz, A. Pangalu, and A.A. Tarnutzer

e31 Teaching NeuroImages: Radiation-associated symptomatic carotid artery disease with ipsilateral radiodermatitis
M.E. Ehrlich, T. Gulvezan, and A.M. Southerland

WRITECLICK® EDITOR'S CHOICE

546 Functional connectivity in the basal ganglia network differentiates PD patients from controls
E.B. Montgomery, Jr; Author Response: C.E. Mackay, K. Szewczyk-Krolkowski, Y. Ben-Shlomo, M. Hu

547 Mystery Case: Pendular see-saw nystagmus as a delayed complication of traumatic brain injury
E.R. Eggenberger

CORRECTION

547 IgG4-related diffuse perineural disease

DEPARTMENT

In the Next Issue of *Neurology*[®]

Podcast at Neurology.org CME Video Patient Page LOE classification LOE recommendation



Find us on Facebook

tinyurl.com/neurologyfan twitter.com/GreenJournal



Cover image: Key components of the dystrophin-glycoprotein complex are present in healthy human bladder and gastrointestinal tract. Shown: Dystrophin immunofluorescence in skeletal muscle. See page 532.

Look for Publish Ahead of Print articles and editorials under the Ahead of Print tab at Neurology.org