

# Neurology<sup>®</sup>

## Table of Contents

Volume 88, Number 2, January 10, 2017

Neurology.org

THE MOST WIDELY READ AND HIGHLY CITED PEER-REVIEWED  
NEUROLOGY JOURNAL






### IN FOCUS






- 113 Spotlight on the January 10 Issue  
159 This Week's *Neurology*<sup>®</sup> Podcast

### EDITORIALS

- 114 Hyperkinetic psychogenic movement disorders remain a diagnosis at first sight  
*P. Hedera and A. Gambardella*
- 116 Is mitochondrial oxidative metabolism the right therapy target in early Huntington disease?  
*R. Lodi*

### ARTICLES

- 118 Clinical decision-making in functional and hyperkinetic movement disorders  
*S.M.A. van der Salm, A.-F. van Rootselaar, D.C. Cath, R.J. de Haan, J.H.T.M. Koelman, and M.A.J. Tijssen*  
 Editorial, p. 114
- 124 Insights gleaned by measuring patients' stated goals for DBS: More than tremor  
*C.S. Kubu, S.E. Cooper, A. Machado, T. Frazier, J. Vitek, and P.J. Ford*
- 131 Dysregulated mitophagy and mitochondrial organization in optic atrophy due to OPA1 mutations  
*C. Liao, N. Ashley, A. Diot, K. Morten, K. Phadwal, A. Williams, I. Fearnley, L. Rosser, J. Lowndes, C. Fratter, D.J.P. Ferguson, L. Vay, G. Quaghebeur, I. Moroni, S. Bianchi, C. Lamperti, S.M. Downes, K.S. Sitarz, P.J. Flannery, J. Carver, E. Dombi, D. East, M. Laura, M.M. Reilly, H. Mortiboys, R. Prevo, M. Campanella, M.J. Daniels, M. Zeviani, P. Yu-Wai-Man, A.K. Simon, M. Votruba, and J. Poulton*  
 OPEN
- 143 Diagnostic value of sonography in treatment-naive chronic inflammatory neuropathies  
*H.S. Goedee, W.L. van der Pol, J.-T.H. van Asseldonk, H. Franssen, N.C. Notermans, A.J.F.E. Vrancken, M.A. van Es, S. Nikolakopoulos, L.H. Visser, and L.H. van den Berg*  


- 152 A randomized, double-blind, placebo-controlled trial of coenzyme Q10 in Huntington disease  
*A. McGarry, M. McDermott, K. Kiebertz, E.A. de Blicke, F. Beal, K. Marder, C. Ross, I. Shoulson, P. Gilbert, W.M. Mallonee, M. Guttman, J. Wojcieszek, R. Kumar, M.S. LeDoux, M. Jenkins, H.D. Rosas, M. Nance, K. Biglan, P. Como, R.M. Dubinsky, K.M. Shannon, P. O'Suilleabhain, K. Chou, F. Walker, W. Martin, V.L. Wheelock, E. McCusker, J. Jankovic, C. Singer, J. Sanchez-Ramos, B. Scott, O. Suchowersky, S.A. Factor, D.S. Higgins, Jr., E. Molho, F. Revilla, J.N. Caviness, J.H. Friedman, J.S. Perlmutter, A. Feigin, K. Anderson, R. Rodriguez, N.R. McFarland, R.L. Margolis, E.S. Farbman, L.A. Raymond, V. Suski, S. Kostyk, A. Colcher, L. Seeberger, E. Epping, S. Esmail, N. Diaz, W.L.A. Fung, A. Diamond, S. Frank, P. Hanna, N. Hermanowicz, L.S. Dure, and M. Cudkowicz, for the Huntington Study Group 2CARE Investigators and Coordinators*  
  Editorial, p. 116
- 160 Blink-associated contralateral eccentric saccades as a rare sign of unilateral brain injury  
*I. Zivi, E. Bertelli, G. Bilotti, I.A. Clemente, L. Saltuari, and G. Frazzitta*  

- 164 Large-scale identification of patients with cerebral aneurysms using natural language processing  
*V.M. Castro, D. Dligach, S. Finan, S. Yu, A. Can, M. Abd-El-Barr, V. Gainer, N.A. Shadick, S. Murphy, T. Cai, G. Savova, S.T. Weiss, and R. Du*
- 169  $\beta$ -Amyloid in CSF: Biomarker for preclinical cerebral amyloid angiopathy  
*E.S. van Etten, M.M. Verbeek, J. van der Grond, R. Zielman, S. van Rooden, E.W. van Zwet, A.M. van Opstal, J. Haan, S.M. Greenberg, M.A. van Buchem, M.J.H. Wermer, and G.M. Terwindt*
- 177 Blood pressure levels and the risk of intracerebral hemorrhage after ischemic stroke  
*N.A. Hilken, J.P. Greving, A. Algra, and C.J.M. Klijn*
- 182 Second monotherapy in childhood absence epilepsy  
*A. Cnaan, S. Shinnar, R. Arya, P.C. Adamson, P.O. Clark, D. Dlugos, D.G. Hirtz, D. Masur, and T.A. Glauser, for the Childhood Absence Epilepsy Study Group*  
 
- 191 Brain activation in high-functioning older adults and falls: Prospective cohort study  
*J. Verghese, C. Wang, E. Ayers, M. Izzetoglu, and R. Holtzer*

CONTINUED

# Neurology®

## Table of Contents

*continued*



### VIEWS & REVIEWS

- 198 Dementia risk in renal dysfunction: A systematic review and meta-analysis of prospective studies  
*K. Deckers, I. Camerino, M.P.J. van Boxtel, F.R.J. Verhey, K. Irving, C. Brayne, M. Kivipelto, J.M. Starr, K. Yaffe, P.W. de Leeuw, and S. Köhler*

### CLINICAL/SCIENTIFIC NOTES

- 209 Abnormal neurovascular coupling during status epilepticus migrainosus in Sturge-Weber syndrome  
*M. Sethi, M.A. Kowalczyk, L.J. Dalic, J.S. Archer, and G.D. Jackson*
- 211 Ten-year results of pallidal stimulation for cricopharyngeal dystonia with spasmodic dysphonia  
*S. Horisawa, T. Ochiai, S. Goto, T. Nakajima, T. Kawamata, and T. Taira*



### REFLECTIONS: NEUROLOGY AND THE HUMANITIES

- 214 A woman from Kenosha  
*L. Gutmann*

### NEUROIMAGES

- 216 Imaging stent-thrombus interaction in mechanical thrombectomy  
*A.C.G.M. van Es, A.S.A. Autar, B.J. Emmer, G.J. Lycklama à Nijeholt, B.F.W. van der Kallen, and H.M.M. van Beusekom*
- 218 Drawing analysis in the assessment of patients with neurodegenerative diseases  
*E.J. Sitek, E. Narożńska, S. Konieczna, B. Brockhuis, D. Wiczorek, Z.K. Wszolek, and J. Stawek*

### RESIDENT & FELLOW SECTION

- e10 Child Neurology: Neuromyelitis optica spectrum disorders  
*M.J. Bradshaw, N.H. Vu, T.E. Hunley, and T. Chitnis*

- e14 Clinical Reasoning: Labyrinthine hemorrhage: An unusual etiology for peripheral vertigo  
*S.K. Parikh and S.A. Frank*

- e19 Clinical Reasoning: Oculobulbar dysfunction: Central or peripheral?  
*K. Karwa and K. Nozaki*

- e24 Teaching NeuroImages: Homotopic motor distribution on fMRI in closed-lip schizencephaly  
*L. Bartolini, A. Kao, A. Zachery, J.G. Murnick, and W.D. Gaillard*

### WRITECLICK® EDITOR'S CHOICE

- 220 Editors' Note  
*M. Alcauskas and R.C. Griggs*
- 220 Letter re: Role of sleep-disordered breathing and sleep-wake disturbances for stroke and stroke recovery  
*D. Fuchs and B. Strasser*
- 220 Author response: Role of sleep-disordered breathing and sleep-wake disturbances for stroke and stroke recovery  
*D.M. Hermann and C.L. Bassetti*
- 221 Letter re: Retraction: Risedronate therapy for prevention of hip fracture after stroke in elderly women; Risedronate therapy for prevention of hip fracture after stroke in elderly women: Reply from the Authors  
*L. Kappos*
- 221 Editor response: Retraction: Risedronate therapy for prevention of hip fracture after stroke in elderly women; Risedronate therapy for prevention of hip fracture after stroke in elderly women: Reply from the Authors  
*R.A. Gross and R.C. Griggs*

### DEPARTMENT


In the Next Issue of *Neurology*®

Podcast at [Neurology.org](http://Neurology.org) CME Video Patient Page LOE classification LOE recommendation



Find us on Facebook

[tinyurl.com/neurologyfan](https://www.facebook.com/Neurologyfan) [twitter.com/GreenJournal](https://twitter.com/GreenJournal)



**Cover image:** Scanning electron microscopy image illustrates complexity and variability in thrombus surface. See page 216.

Look for **Publish Ahead of Print** articles and editorials under the Ahead of Print tab at [Neurology.org](http://Neurology.org)