

# Neurology<sup>®</sup>

## Table of Contents

Volume 88, Number 18, May 2, 2017  
Neurology.org

THE MOST WIDELY READ AND HIGHLY CITED PEER-REVIEWED  
NEUROLOGY JOURNAL




### IN FOCUS




- 1685 Spotlight on the May 2 issue  
1700 This Week's *Neurology*<sup>®</sup> Podcast

### EDITORIALS

- 1686 The changing landscape of anticoagulant-related intracerebral hemorrhage  
*E.M. Arsava and C.B. Hall*
- 1688 Cell surface antibody-associated neurodegeneration: The case of anti-IgLON5 antibodies  
*R.C. Dale and S. Ramanathan*
- 1691 A single demyelinating attack is enough to limit brain growth in children  
*Y. Hacoheh, C.B. Patel, and R. Hintzen*

### ARTICLES

- 1693 Outcome of intracerebral hemorrhage associated with different oral anticoagulants  
*D. Wilson, D.J. Seiffge, C. Traenka, G. Basir, J.C. Purrucker, T. Rizos, O.A. Sobowale, H. Sallinen, S.-J. Yeh, T.Y. Wu, M. Ferrigno, R. Houben, F.H.B.M. Schreuder, L.A. Perry, J. Tanaka, M. Boulanger, R. Al-Shahi Salman, H.R. Jäger, G. Ambler, C. Shakeshaft, Y. Yakushiji, P.M.C. Choi, J. Staals, C. Cordonnier, J.-S. Jeng, R. Veltkamp, D. Dowlatshahi, S.T. Engelter, A.R. Parry-Jones, A. Meretoja, and D.J. Werring, and the CROMIS-2 collaborators*  
**OPEN**  Editorial, p. 1686
- 1701 Integrity of normal-appearing white matter and functional outcomes after acute ischemic stroke  
*M.R. Etherton, O. Wu, P. Cougo, A.-K. Giese, L. Cloonan, K.M. Fitzpatrick, A.S. Kanakis, G. Boulouis, H.H. Karadeli, A. Lauer, J. Rosand, K.L. Furie, and N.S. Rost*
- 1709 Fine particulate matter exposure and incidence of stroke: A cohort study in Hong Kong  
*H. Qiu, S. Sun, H. Tsang, C.-M. Wong, R.S.-y. Lee, C.M. Schooling, and L. Tian*
- 1718 Physical activity, but not body mass index, predicts less disability before and after stroke  
*P.M. Rist, B.D. Capistrant, E.R. Mayeda, S.Y. Liu, and M.M. Glymour*

- 1727 Burnout, psychological morbidity, job stress, and job satisfaction in Chinese neurologists  
*X. Zhou, J. Pu, X. Zhong, D. Zhu, D. Yin, L. Yang, Y. Zhang, Y. Fu, H. Wang, and P. Xie, on behalf of the China Neurologist Association*
- 1736 Clinical manifestations of the anti-IgLON5 disease  
*C. Gaig, F. Graus, Y. Compta, B. Högl, L. Bataller, N. Brüggemann, C. Giordana, A. Heidbreder, K. Kotschet, J. Lewerenz, S. Macher, M.J. Martí, T. Montojo, J. Pérez-Pérez, I. Puertas, C. Seitz, M. Simabukuro, N. Téllez, K.-P. Wandinger, A. Iranzo, G. Ercilla, L. Sabater, J. Santamaría, and J. Dalmau*  
**OPEN**  Editorial, p. 1686
- 1744 Monophasic demyelination reduces brain growth in children  
*B. Aubert-Broche, K. Weier, G. Longoni, V.S. Fonov, A. Bar-Or, R.A. Marrie, E.A. Yeh, S. Narayanan, D.L. Arnold, L.H. Verhey, B. Banwell, and D.L. Collins, on behalf of the Canadian Pediatric Demyelinating Disease Network*  
Editorial, p. 1691
- 1751 Randomized controlled trials in mild cognitive impairment: Sources of variability  
*R.C. Petersen, R.G. Thomas, P.S. Aisen, R.C. Mohs, M.C. Carrillo, and M.S. Albert, for the Alzheimer's Disease Neuroimaging Initiative (ADNI) and Foundation for NIH (FNIH) Biomarkers Consortium AD MCI Placebo Data Analysis Project Team*  
**OPEN** 
- 1757 Comment: MCI trials—Categorical “square pegs” in dimensional “round holes”?  
*J.C.S. Breitner*
- 1759 Hippocampal hypometabolism in older adults with memory complaints and increased amyloid burden  
*P. Vannini, B. Hanseeuw, C.E. Munro, R.E. Amariglio, G.A. Marshall, D.M. Rentz, A. Pascual-Leone, K.A. Johnson, and R.A. Sperling*  
**OPEN** 

CONTINUED

# Neurology®

## Table of Contents

*continued*



- 1768 A phase 3 trial of IV immunoglobulin for Alzheimer disease  
N.R. Relkin, R.G. Thomas, R.A. Rissman, J.B. Brewer, M.S. Rafii, C.H. van Dyck, C.R. Jack, M. Sano, D.S. Knopman, R. Raman, P. Szabo, D.M. Gelmont, S. Fritsch, and P.S. Aisen, for the Alzheimer's Disease Cooperative Study



### RESIDENT & FELLOW SECTION

- e182 Media and Book Reviews: Clinical Neurology and Neuroanatomy: A Localization-Based Approach  
E.R. McGrath
- e183 Teaching NeuroImages: *Balamuthia mandrillaris* amebic encephalitis: Clinical-radiologic-pathologic correlation  
S.O. Mittal and O. Alsinaidi
- e184 Teaching Video NeuroImages: Lithium-induced reversible Pisa syndrome  
N. Kumar, D.A. Mendonça, and M. Jog



### WRITECLICK® EDITOR'S CHOICE

- 1776 Editors' Note  
M. Alcauskas and R.C. Griggs
- 1776 Letter re: Cathepsin A-related arteriopathy with strokes and leukoencephalopathy (CARASAL)  
H. Fussiger, L.B. Jardim, and J.A. Saute
- 1776 Author response: Cathepsin A-related arteriopathy with strokes and leukoencephalopathy (CARASAL)  
M.S. van der Knaap, M. Bugiani, and S.H. Kevelam
- 1776 Letter re: Comorbidity between central disorders of hypersomnolence and immune-based disorders  
R. Peraita-Adrados
- 1777 Author response: Comorbidity between central disorders of hypersomnolence and immune-based disorders  
Y. Dauvilliers and L. Barateau

### DEPARTMENT

In the Next Issue of *Neurology*®

Podcast at [Neurology.org](http://Neurology.org) CME Video Patient Page LOE classification LOE recommendation



Find us on Facebook

[tinyurl.com/neurologyfan](http://tinyurl.com/neurologyfan) [twitter.com/GreenJournal](https://twitter.com/GreenJournal)



**Cover image:** Clinical symptoms in the 22 patients with anti-IgLON5 disease classified according to the neurologic profile at diagnosis. Edited by Cindy Abair, *Neurology* Senior Graphics Editor. See page 1736.

---

Look for **Publish Ahead of Print** articles and editorials under the Ahead of Print tab at [Neurology.org](http://Neurology.org)

---