

# Neurology<sup>®</sup>

## Table of Contents

Volume 87, Number 12, September 20, 2016  
Neurology.org

THE MOST WIDELY READ AND HIGHLY CITED PEER-REVIEWED  
NEUROLOGY JOURNAL



### IN FOCUS

- 1191 Spotlight on the September 20 Issue  
1205 This Week's Neurology<sup>®</sup> Podcast

### EDITORIALS





- 1192 Hypertension prevention: In need of a grain of salt knowledge  
*G.L. Birbeck and L.A. Sposato*
- 1194 Seeking the "holy grail" of biomarkers to improve stroke risk prediction of clinical scores  
*S.R. Williams and S. Lorenzano*

### IN MEMORIAM


- 1196 Lord Walton of Detchant, MD (1922-2016)  
*R.C. Griggs and D. Hilton-Jones*

### ARTICLES

- 1198 Influence of sodium consumption and associated knowledge on poststroke hypertension in Uganda  
*M.N. Kaddumukasa, E. Katabira, M. Sajatovic, S. Pundik, M. Kaddumukasa, and L.B. Goldstein*  
 Editorial, p. 1192
- 1206 Circulating biomarkers and incident ischemic stroke in the Framingham Offspring Study  
*A. Shoamanesh, S.R. Preis, A.S. Beiser, C.S. Kase, P.A. Wolf, R.S. Vasan, E.J. Benjamin, S. Seshadri, and J.R. Romero*  
Editorial, p. 1194
- 1212 Accelerated development of cerebral small vessel disease in young stroke patients  
*R.M. Arntz, S.M.A. van den Broek, I.W.M. van Uden, M. Ghafoorian, B. Platel, L.C.A. Rutten-Jacobs, N.A.M. Maaijwee, P. Schaapsmeeders, H.C. Schoonderwaldt, E.J. van Dijk, and F.-E. de Leeuw*  
 
- 1220 Diskogenic microspurs as a major cause of intractable spontaneous intracranial hypotension  
*J. Beck, C.T. Ulrich, C. Fung, J. Fichtner, K. Seidel, M. Fiechter, K. Hsieh, M. Murek, D. Bervini, N. Meier, M.-L. Mono, P. Mordasini, E. Hewer, W.J. Z'Graggen, J. Gralla, and A. Raabe*

- 1227 Multimodal imaging evidence of pathology-mediated disease distribution in corticobasal syndrome  
*C.T. McMillan, C. Boyd, R.G. Gross, J. Weinstein, K. Firn, J.B. Toledo, K. Rascofsky, L. Shaw, D.A. Wolk, D.J. Irwin, E.B. Lee, J.Q. Trojanowski, and M. Grossman*
- 1235 Enrichment of clinical trials in MCI due to AD using markers of amyloid and neurodegeneration  
*R. Wolz, A.J. Schwarz, K.R. Gray, P. Yu, and D.L.G. Hill, for the Alzheimer's Disease Neuroimaging Initiative*
- 1242 Adjunctive pregabalin vs gabapentin for focal seizures: Interpretation of comparative outcomes  
*J. French, P. Glue, D. Friedman, M. Almas, N. Yardi, L. Knapp, V. Pitman, and H.B. Posner*  
 
- 1250 Cancer risk in DM1 is sex-related and linked to miRNA-200/141 downregulation  
*R. Fernández-Torrón, M. García-Puga, J.-I. Emparanza, M. Maneiro, A.-M. Cobo, J.-J. Poza, J.-B. Espinal, M. Zulaica, I. Ruiz, L. Martorell, D. Otaegui, A. Matheu, and A. López de Munain*
- 1258 Acute intermittent porphyria-related leukoencephalopathy  
*S.H. Kevelam, R.A. Neeleman, Q. Waisfisz, E.C.H. Friesema, J.G. Langendonk, and M.S. van der Knaap*
- 1266 MR parkinsonism index predicts vertical supranuclear gaze palsy in patients with PSP-parkinsonism  
*A. Quattrone, M. Morelli, D.R. Williams, B. Vescio, G. Arabia, S. Nigro, G. Nicoletti, M. Salzone, F. Novellino, R. Nisticò, F. Pucci, C. Chiriaco, P. Pugliese, D. Bosco, and M. Caracciolo*  

- 1274 Probiotics and prebiotic fiber for constipation associated with Parkinson disease: An RCT  
*M. Barichella, C. Pacchetti, C. Bolliri, E. Cassani, L. Iorio, C. Pusani, G. Pinelli, G. Privitera, I. Cesari, S.A. Faierman, R. Caccialanza, G. Pezzoli, and E. Cereda*  


### CLINICAL IMPLICATIONS OF NEUROSCIENCE RESEARCH

- 1281 AMPA receptors: Dynamics and targets of disease  
*E.E. Benarroch*  


CONTINUED

# Neurology®

## Table of Contents

*continued*



### HISTORICAL NEUROLOGY

- 1289 Mercy killing in neurology: The beginnings of neurology on screen (II)  
*E.F.M. Wijdicks and A. Karenberg*

### VIEWS & REVIEWS

- 1293 Report of a workshop on research gaps in the treatment of cerebral palsy  
*C. Lungu, D. Hirtz, D. Damiano, P. Gross, and J.W. Mink*

### CLINICAL/SCIENTIFIC NOTES

- 1299 Spontaneous resolution of an extensive posttraumatic syrinx  
*T. Killeen, J. Rosner, C.R. Jutzeler, M. Hupp, R. Heilbronner, and A. Curt*

### NEUROIMAGES

- 1302 Acute spinal cord syndrome secondary to venous congestion  
*I.R. Woodcock, N. Coscini, S. Mandelstam, V. Rodriguez-Casero, and G. Dabscheck*

### VIDEO NEUROIMAGES

- 1304 Late attacks of paroxysmal ocular tilt reaction  
*O. Kremmyda, C. Frenzel, and M. Strupp*

### RESIDENT & FELLOW SECTION

- e119 Clinical Reasoning: A 73-year-old man with sarcoidosis and multifocal ischemic strokes  
*M. Pichler, J. Klaas, Z. Temesgen, and O. Kantarci*

- e124 Clinical Reasoning: A case of subacute cognitive decline in a 76-year-old man  
*A. MacLellan, A. Breiner, D.F. Tang-Wai, and L.K. Casaubon*

- e129 Teaching NeuroImages: Skull and dural lesions in neurosyphilis  
*M. Rosa Júnior, T. de Almeida Caçador, C. Biasutti, A.M. Galvão Gonçalves, and C.U. Gonçalves Ferreira Júnior*

- e131 Teaching Video NeuroImages: Primary writing tremor: Lessons from a patient with multiple sclerosis  
*D.M. Kelly, E.M. Kelleher, A. O'Shea, and B. Sweeney*

### WHITECLICK® EDITOR'S CHOICE

- 1305 "Dark Victory" (prognosis negative): The beginnings of neurology on screen  
*G.J. Gilbert; Author Response: E.F.M. Wijdicks*

- 1305 The place of generic modified-release formulations for epilepsy: Slow and steady  
*R.J. Baumann; Author Response: J.A. French*

### CORRECTION

- 1306 Low-frequency and common genetic variation in ischemic stroke: The METASTROKE collaboration

### DEPARTMENT

In the Next Issue of *Neurology*®

Podcast at [Neurology.org](http://Neurology.org) CME Video Patient Page LOE classification LOE recommendation



Post us on Facebook

[tinyurl.com/neurologyfan](http://tinyurl.com/neurologyfan)

twitter

[twitter.com/GreenJournal](https://twitter.com/GreenJournal)



**Cover image:** Detail images of cystic lesion and microspur causing spinal CSF leak in a patient with intractable spontaneous intracranial hypotension. See page 1220.

Look for **Publish Ahead of Print** articles and editorials under the Ahead of Print tab at [Neurology.org](http://Neurology.org)