

ULTRASOUND

in Obstetrics & Gynecology


Editor in Chief: Professor Basky Thilaganathan

The Official Journal of
the International Society of Ultrasound
in Obstetrics and Gynecology



CONTENTS


EDITORIAL

- 641 Research priorities for stillbirth: process overview and results from UK Stillbirth Priority Setting Partnership
 A. E. P. Heazell, M. K. Whitworth, J. Whitcombe, S. W. Glover, C. Buvan, J. Brewin, C. Calderwood, A. Canter, F. Jessop, G. Johnson, I. Martin and L. Metcalf



REFEREE COMMENTARIES

- 648 Prenatal features of isolated subependymal pseudocysts
L. F. Goncalves
- 649 Cervical condition and fetal cerebral Doppler in late-onset small-for-gestational-age fetuses
T. Prior

SYSTEMATIC REVIEWS

- 650 Genomic microarray in fetuses with increased nuchal translucency and normal karyotype: a systematic review and meta-analysis
 M. Grande, F. A. R. Jansen, Y. J. Blumenfeld, A. Fisher, A. O. Odibo, M. C. Haak and A. Borrell
- 659 Omega-3 supplementation during pregnancy to prevent recurrent intrauterine growth restriction: systematic review and meta-analysis of randomized controlled trials
G. Saccone, V. Berghella, G. M. Maruotti, L. Sarno and P. Martinelli

ORIGINAL PAPERS

- 665 Maxillary gap at 11–13 weeks' gestation: marker of cleft lip and palate
R. Chaoui, G. Orosz, K. S. Heling, A. Sarut-Lopez and K. H. Nicolaides
- 670 Selective reduction in complicated monochorionic twins: prediction of obstetric outcome and comparison of techniques
Y. Yinon, E. Ashwal, B. Weisz, B. Chayen, E. Schiff and S. Lipitz
- 678 Prenatal features of isolated subependymal pseudocysts associated with adverse pregnancy outcome
 H. Esteban, E. Blondiaux, E. Audureau, C. Sileo, M. L. Moutard, A. Gelot, J. M. Jouannic, H. Ducou le Pointe and C. Garel
- 688 Severe left diaphragmatic hernia limits size of fetal left heart more than does right diaphragmatic hernia
F. A. Byrne, R. L. Keller, J. Meadows, D. Miniati, M. M. Brook, N. H. Silverman and A. J. Moon-Grady
- 695 Assessment of cardiac angle in fetuses with congenital heart disease at risk of 22q11.2 deletion
T. V. Vigneswaran, N. A. Kametas, Y. Zinevich, R. Bataeva, L. D. Allan and V. Zidere
- 700 Magnetic resonance imaging-estimated placental perfusion in fetal growth assessment
S. Sohlberg, A. Mulic-Lutvica, M. Olofsson, J. Weis, O. Axelsson, J. Wikström and A-K. Wikström
- 706 Maternal subclinical vascular changes in fetal growth restriction with and without pre-eclampsia
 I. Stergiotou, B. Binens, M. Cruz-Lemini, F. Figueras, E. Gratacos and F. Crispi
- 713 Cervical condition and fetal cerebral Doppler as determinants of adverse perinatal outcome after labor induction for late-onset small-for-gestational-age fetuses
R. Garcia-Simon, F. Figueras, S. Savchev, E. Fabre, E. Gratacos and D. Oros

- 718 Effect of cervical cerclage on rate of cervical shortening
D. Drassinower, J. Vink, C. Pessel, K. Vani, S. G. Brubaker, N. Zork and C. V. Ananth
- 724 Persistence of levator ani sonographic defect detected by three-dimensional transperineal sonography in primiparous women
D. V. Valsky, M. Lipschuetz, S. M. Cohen, H. Daum, B. Messing, I. Yagel and S. Yagel
- 730 Transvaginal sonographic features of diffuse adenomyosis in 18–30-year-old nulligravid women without endometriosis: association with symptoms
S. Pinzanti, L. Lazzeri, C. Tosti, G. Centini, C. Orlandini, S. Luisi, E. Zupi, C. Exacoustos and F. Petraglia
- 737 Interobserver agreement and accuracy of non-invasive diagnosis of endometriosis by transvaginal sonography
A. Tammaa, N. Fritzer, P. Lozano, A. Kreil, H. Salzer, M. Salama and G. Hudelist


LETTERS TO THE EDITOR

- 741 Postmortem image-guided biopsy for less-invasive diagnosis of congenital intracranial teratoma
I. Papadopoulou, N. J. Sebire, S. C. Sheldredine, S. Bower and O. J. Arthurs
- 743 Role of fetal blood sampling in cases of non-visualization of fetal gallbladder
F. Muller, P. Bernard, L. J. Salomon, S. Dreux, B. Allaf, I. Czerkiewicz and Y. Ville
- 744 Flow velocity waveforms of the ductus venosus and atrioventricular valves in a case of fetal hemangiolympangioma
D. Tachibana, Y. Kurihara, N. Wada, K. Kitada, K. Nakagawa and M. Koyama

CORRESPONDENCE

- 746 Chronic intermittent maternofetal hyperoxygenation (Kohl procedure) for the treatment of flow-related cardiovascular hypoplasia in human fetuses
T. Kohl
- 746 Reply
J. Rychik
- 747 Re: 'Post-LA space index' as a potential novel marker for the prenatal diagnosis of isolated total anomalous pulmonary venous connection
H. Ishido, S. Masutani, T. Hishitani, M. Taketadu and H. Senzaki
- 748 Reply
Y. Kawazu

PICTURE OF THE MONTH

- 749 Successful laser treatment in monochorionic quadruplets affected by fetofetal transfusion syndrome
 N. Tul, K. Bricelj, D. Ravnik, W. Diehl and K. Hecher

CONGRESS REPORT

- 751 25th World Congress on Ultrasound in Obstetrics and Gynecology, 11–14 October 2015, Montréal, Canada: presentations and awards

ACKNOWLEDGMENT OF REFEREES

- 758 Acknowledgment of Referees, 2015