

ULTRASOUND



in Obstetrics & Gynecology

Editor-in-Chief: Professor Anthony Odibo

The Official Journal of
the International Society of Ultrasound
in Obstetrics and Gynecology

CONTENTS



OPINIONS

- 569 Temporal variation in definition of fetal growth restriction in the literature
 I. M. Beune, A. Pels, S. J. Gordijn and W. Ganzevoort
- 571 Simplifying imaging of the abdominal fetal precordial venous system
S. Yagel, S. M. Cohen and D. V. Valsky
- 576 Sonographic classification and reporting system for diagnosing adenomyosis
 T. Van den Bosch, A. M. de Bruijn, R. A. de Leeuw, M. Dueholm, C. Exacoustos, L. Valentin, T. Bourne, D. Timmerman and J. A. F. Huirne



RANDOMIZED CONTROLLED TRIAL




- 583 Does exercise during pregnancy impact on maternal weight gain and fetal cardiac function? A randomized controlled trial
M. Brik, I. Fernández-Buhigas, A. Martín-Arias, M. Vargas-Terrones, R. Barakat and B. Santacruz

SYSTEMATIC REVIEWS





- 590 Added value of chromosomal microarray analysis over conventional karyotyping in stillbirth work-up: systematic review and meta-analysis
 R. J. Martínez-Portilla, M. Pauta, A. Hawkins-Villarreal, M. Rial-Crestelo, F. Paz y Miño, I. Madrigal, F. Figueras and A. Borrell
- 598 Variation in outcome reporting in randomized controlled trials of interventions for prevention and treatment of fetal growth restriction
 R. Townsend, F. Sileo, L. Stocker, H. Kumbay, P. Healy, S. Gordijn, W. Ganzevoort, I. Beune, A. Baschat, L. Kenny, F. Bloomfield, M. Daly, D. Devane, A. Papageorgiou and A. Khalil

ORIGINAL PAPERS

- 609 Essential variables for reporting research studies on fetal growth restriction: a Delphi consensus
 A. Khalil, S. J. Gordijn, I. M. Beune, K. Wynia, W. Ganzevoort, F. Figueras, J. Kingdom, N. Marlow, A. T. Papageorgiou, N. Sebire, J. Zeitlin and A. A. Baschat
- 615 Premature placental aging in term small-for-gestational-age and growth-restricted fetuses
 C. Paules, A. P. Dantas, J. Miranda, F. Crovetto, E. Eixarch, V. Rodríguez-Sureda, C. Domínguez, G. Casu, C. Rovira, A. Nadal, F. Crispi and E. Gratacós
- 623 Transgenerational transmission of small-for-gestational age
Á. Sepúlveda-Martínez, M. Rodríguez-López, F. Paz y Miño, G. Casu, F. Crovetto, E. Gratacós and F. Crispi
- 630 Prediction of small-for-gestational-age neonates at 35–37 weeks' gestation: contribution of maternal factors and growth velocity between 32 and 36 weeks
A. Ciobanu, C. Anthoulakis, A. Syngelaki, R. Akolekar and K. H. Nicolaidis

- 638 Longitudinal changes in vascular function parameters in pregnant women with chronic hypertension and association with adverse outcome: a cohort study
 L. M. Webster, J. E. Myers, C. Nelson-Piercy, C. Mills, I. Watt-Coote, A. Khalil, P. T. Seed, J. K. Cruickshank and L. C. Chappell
- 649 Validation of competing-risks model in screening for pre-eclampsia in twin pregnancy by maternal factors
Z. Benkő, P. Chaveeva, C. de Paco Matallana, E. Zingler, A. Wright, D. Wright and K. H. Nicolaidis
- 655 Perinatal changes in cardiac geometry and function in growth-restricted fetuses at term
 O. Patey, J. S. Carvalho and B. Thilaganathan
- 663 First-trimester ductus venosus velocity ratio as a marker of major cardiac defects
P. Wagner, K. Eberle, J. Sonek, C. Berg, U. Gembruch, M. Hoopmann, N. Prodan and K. O. Kagan
- 669 Dynamic fetal cardiac magnetic resonance imaging in four-chamber view using Doppler ultrasound gating in normal fetal heart and in congenital heart disease: comparison with fetal echocardiography
M. Tavares de Sousa, K. Hecher, J. Yamamura, F. Kording, C. Ruprecht, K. Fehrs, C. Behzadi, G. Adam and B. P. Schoenmager
- 676 Role of late amniocentesis in the era of modern genomic technologies
 H. Daum, A. Ben David, M. Nadjari, S. Zenvirt, S. Helman, N. Yanai, V. Meiner, S. Yagel, A. Frumkin, S. Shkedi Rafid and collaborating authors
- 686 Levator ani muscle coactivation at term is associated with longer second stage of labor in nulliparous women
A. Youssef, E. Montaguti, M. G. Dodaro, R. Kamel, N. Rizzo and G. Pilu
- 693 Prospective external validation of IOTA three-step strategy for characterizing and classifying adnexal masses and retrospective assessment of alternative two-step strategy using simple-rules risk
J. J. Hidalgo, F. Ros, M. Aubá, T. Errasti, B. Olartecoechea, A. Ruiz-Zambrana and J. L. Alcázar

LETTERS TO THE EDITOR

- 701 Sonographic diagnosis of vasa previa using four-dimensional spatiotemporal image correlation
 E. Hayata, M. Nakata, A. Oji, M. Takano, S. Nagasaki and M. Morita
- 702 SMAD2 as risk locus for human left atrial isomerism detected by mother–fetus-pair exome sequencing and imaging studies
 J.-C. Shih, G.-C. Ma, W.-C. Cheng, C.-Y. Chen, W.-J. Wu and M. Chen
- 705 Intraoperative ultrasound assistance for surgical removal of lost intrauterine device
 F. Mascilini, F. Moro, R. De Leo, G. Scambia, A. Fagotti and A. C. Testa
- 706 Uteral endometriosis: correlation between ultrasonography and laparoscopy
 M. Scioscia