

# Neurology<sup>®</sup>

## Table of Contents

Volume 87, Number 6, August 9, 2016

Neurology.org

THE MOST WIDELY READ AND HIGHLY CITED PEER-REVIEWED  
NEUROLOGY JOURNAL



### IN FOCUS

- 553 Spotlight on the August 9 Issue  
578 This Week's Neurology<sup>®</sup> Podcast




### EDITORIALS

- 554 New insights into the neural basis of functional movement disorders  
*P.J. Planetta and J.M. Miyasaki*
- 556 Neurologic features in intermediate allele carriers of Huntington disease  
*P.J. Morrison and J. Benito-León*
- 558 Imaging and rare APOE alleles: Alzheimer disease as a developmental disorder  
*R.C. Knickmeyer and M.E. Ross*
- 560 The origins and progression of CNS autoimmunity: Nature, nurture, and tumor  
*R.C. Dale and M. Lim*

### IN MEMORIAM

- 562 John (Jack) M. Pellock, MD (1943-2016)  
*S. Shinnar*

### ARTICLES

- 564 Impaired self-agency in functional movement disorders: A resting-state fMRI study  
*C.W. Maurer, K. LaFaver, R. Ameli, S.A. Epstein, M. Hallett, and S.G. Horowitz*  
 Editorial, p. 554
- 571 Clinical manifestations of intermediate allele carriers in Huntington disease  
*E. Cubo, M.A. Ramos-Arroyo, S. Martinez-Horta, A. Martínez-Descalls, S. Calvo, and C. Gil-Polo, on behalf of the European HD Network*  
 Editorial, p. 556
- 579 Diagnosis and misdiagnosis of adult neuronal ceroid lipofuscinosis (Kufs disease)  
*S.F. Berkovic, J.F. Staropoli, S. Carpenter, K.L. Oliver, S. Kmoch, G.W. Anderson, J.A. Damiano, M.S. Hildebrand, K.B. Sims, S.L. Cotman, M. Bahlo, K.R. Smith, M. Cadieux-Dion, P. Cossette, I. Jedličková, A. Přistoupilová, and S.E. Mole, on behalf of the ANCL Gene Discovery Consortium*  


- 585 Gray matter maturation and cognition in children with different APOE  $\epsilon$  genotypes  
*L. Chang, V. Douet, C. Bloss, K. Lee, A. Pritchett, T.L. Jernigan, N. Akshoomoff, S.S. Murray, J. Frazier, D.N. Kennedy, D.G. Amaral, J. Gruen, W.E. Kaufmann, B.J. Casey, E. Sowell, and T. Ernst, for the Pediatric Imaging, Neurocognition, and Genetics (PING) Study Consortium*  
Editorial, p. 558

- 595 Type 2 diabetes mellitus is associated with brain atrophy and hypometabolism in the ADNI cohort  
*W. Li, S.L. Risacher, E. Huang, and A.J. Saykin, for the Alzheimer's Disease Neuroimaging Initiative*


- 601 Dementia risk with antihypertensive use and blood pressure variability: A cohort study  
*P.J. Tully, J.-F. Dartigues, S. Debette, C. Helmer, S. Artero, and C. Tzourio*

- 609 Multiphase CT angiography increases detection of anterior circulation intracranial occlusion  
*A.Y.X. Yu, C. Zerna, Z. Assis, J.K. Holodinsky, P.A. Randhawa, M. Najm, M. Goyal, B.K. Menon, A.M. Demchuk, S.B. Coutts, and M.D. Hill*  
▲

- 617 Quantitative strength testing in ALS clinical trials  
*J.M. Shefner, D. Liu, M.L. Leitner, D. Schoenfeld, D.R. Johns, T. Ferguson, and M. Cudkovicz*

- 625 Value of patient-reported symptoms in the diagnosis of transient loss of consciousness  
*M. Reuber, M. Chen, J. Jamnadas-Khoda, M. Broadhurst, M. Wall, R.A. Grunewald, S.J. Howell, M. Koepp, S. Parry, S. Sisodiya, M. Walker, and D. Hesdorffer*

### CLINICAL/SCIENTIFIC NOTES

- 634 Multiple sequential antibody-associated syndromes with a recurrent mutated neuroblastoma  
*A. Amini, B. Lang, D. Heaney, and S.R. Irani*  
 Editorial, p. 560

CONTINUED

# Neurology®

## Table of Contents

*continued*



- 636 Spontaneous limb withdrawal heralding hyperacute stroke or stroke worsening  
*M.G. Delgado, S. Calleja, E. Murias, and J. Bogousslavsky*



### REFLECTIONS: NEUROLOGY AND THE HUMANITIES

- 639 Failure  
*K.K. Tuck*

### VISIONS

- 641 Picturing a neuroanatomical vision in a cave  
*A.S. de Miranda and L.C. de Souza*

### NEUROIMAGES

- 642 Spinal cord, vertebral body, paraspinal muscle, and rib infarction: Tiny thrombus detected by CT  
*M. Kobayashi*

### VIDEO NEUROIMAGES

- 644 The magnetic apraxia of Denny-Brown  
*S. Peluso, G. De Michele, A. Antenora, A. De Rosa, and L. Bilo*



### RESIDENT & FELLOW SECTION

- e56 Teaching NeuroImages: The syndrome of cutaneous photosensitivity, growth failure, and basal ganglia calcification  
*A.G. Saini, N. Sankhyani, S. Vyas, V. Laugel, N. Calmels, and P. Singhi*

- e58 Teaching NeuroImages: Chronic sinus thrombosis with patency of occipital and falx cerebri venous sinuses  
*C. Vollono, T. Tartaglione, and G.D. Marca*

- e60 Teaching Video NeuroImages: Thalamic infarct with pseudo-abducens and vertical gaze palsies and an unusual stroke mechanism  
*S. Khayambashi, J.D. Fridhandler, P. Teal, J.J.S. Barton, and S.K. Mann*



### WRITECLICK® EDITOR'S CHOICE

- 645 Critically re-evaluating a common technique: Accuracy, reliability, and confirmation bias of EMG  
*J.A. Charles, N. Souayah; Author Response: P. Narayanaswami, L. Jones; M. Weiss, T. Mozaffar, S.B. Rutkove*

- 646 Summary of comprehensive systematic review: Rehabilitation in multiple sclerosis: Report of the Guideline Development, Dissemination, and Implementation Subcommittee of the American Academy of Neurology  
*D.E. Jones, M.H. Sutliff, J. Halper; Author Response: M.J. Armstrong, T.R. Brown, J.K. Haselkorn, G.H. Kraft, P. Narayanaswami*

### CORRECTION

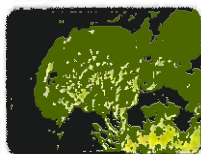
- 646 Journal Club: Effect of comorbidity on mortality in multiple sclerosis

### DEPARTMENT

In the Next Issue of *Neurology*®

Podcast at [Neurology.org](http://Neurology.org) CME Video Patient Page LOE classification LOE recommendation

Find us on Facebook [tinyurl.com/neurologyfan](https://www.facebook.com/Neurologyfan) twitter [twitter.com/GreenJournal](https://twitter.com/GreenJournal)



**Cover image:** A speleothem in Maquiné Cave (Minas Gerais, Brazil) resembling a sagittal slice of the brain. See page 641.

Look for **Publish Ahead of Print** articles and editorials under the Ahead of Print tab at [Neurology.org](http://Neurology.org)