

# Neurology<sup>®</sup>

## Table of Contents

Volume 86, Number 20, May 17, 2016

Neurology.org

THE MOST WIDELY READ AND HIGHLY CITED PEER-REVIEWED  
NEUROLOGY JOURNAL





### IN FOCUS

- 1851 Spotlight on the May 17 Issue  
1863 This Week's *Neurology*<sup>®</sup> Podcast


### EDITORIALS

- 1852 Baseline somatization influences sport-related concussion recovery  
*D.W. Loring and M. Makdissi*
- 1854 Prognosis after ICH: A necessity despite uncertainties  
*A.A. Rabinstein*

### ARTICLES

- 1856 Preinjury somatization symptoms contribute to clinical recovery after sport-related concussion  
*L.D. Nelson, S. Tarima, A.A. LaRoche, T.A. Hammeke, W.B. Barr, K. Guskiewicz, C. Randolph, and M.A. McCrea*  
 Editorial, p. 1852
- 1864 Variability in physician prognosis and recommendations after intracerebral hemorrhage  
*D.B. Zahuranec, A. Fagerlin, B.N. Sánchez, M.E. Roney, B.B. Thompson, A. Fuhrel-Forbis, and L.B. Morgenstern*  
 Editorial, p. 1854
- 1872 Cardiovascular events after ischemic stroke in young adults: A prospective follow-up study  
*K. Aarnio, B. Siegerink, J. Pirinen, J. Sinisalo, M. Lehto, E. Haapaniemi, A.-H. Nave, M. Kaste, T. Tatlisumak, and J. Putaala*
- 1880 Determinants of white matter hyperintensity burden in patients with Fabry disease  
*N.S. Rost, L. Cloonan, A.S. Kanakis, K.M. Fitzpatrick, D.R. Azzariti, V. Clarke, C.M. Lourenco, D.P. Germain, J.M. Politei, G.A. Homola, C. Sommer, N. Üçeyler, and K.B. Sims*
- 1887 Accelerating rates of cognitive decline and imaging markers associated with  $\beta$ -amyloid pathology  
*P.S. Insel, N. Mattsson, R.S. Mackin, M. Schöll, R.L. Nosheny, D. Tosun, M.C. Donohue, P.S. Aisen, W.J. Jagust, and M.W. Weiner, for the Alzheimer's Disease Neuroimaging Initiative*


- 1897 Leisure-time physical activity associates with cognitive decline: The Northern Manhattan Study  
*J.Z. Willey, H. Gardener, M.R. Caunca, Y.P. Moon, C. Dong, Y.K. Cheung, R.L. Sacco, M.S.V. Elkind, and C.B. Wright*

- 1904 Long-term outcome of mild mesial temporal lobe epilepsy: A prospective longitudinal cohort study  
*A. Labate, U. Aguglia, G. Tripepi, L. Mumoli, E. Ferlazzo, R. Baggetta, A. Quattrone, and A. Gambardella*  


### CLINICAL IMPLICATIONS OF NEUROSCIENCE RESEARCH

- 1911 Dynamics of microtubules and their associated proteins: Recent insights and clinical implications  
*E.E. Benarroch*

### CLINICAL/SCIENTIFIC NOTES


- 1921 The m.13051G>A mitochondrial DNA mutation results in variable neurology and activated mitophagy  
*E. Dombi, A. Diot, K. Morten, J. Carver, T. Lodge, C. Fratter, Y.S. Ng, C. Liao, R. Muir, E.L. Blakely, I. Hargreaves, M. Al-Dosary, G. Sarkar, S.J. Hickman, S.M. Downes, S. Jayawant, P. Yu-Wai-Man, R.W. Taylor, and J. Poulton*  


- 1924 Predicting motor improvement after stroke with clinical assessment and diffusion tensor imaging  
*E.R. Buch, S. Rizk, P. Nicolo, L.G. Cohen, A. Schnider, and A.G. Guggisberg*

### NEUROIMAGES

- 1926 Combined PET/MRI: Multimodality insights into acute stroke hemodynamics  
*P. Werner, D. Saur, T. Mildner, H. Möller, J. Classen, O. Sabri, K.-T. Hoffmann, and H. Barthel*

### RESIDENT & FELLOW SECTION

- e206 Journal Club: Time trends in incidence, case fatality, and mortality of intracerebral hemorrhage  
*A. Charidimou, A. Morotti, R. Valenti, A.-K. Giese, G. Boulouis, M. Pasi, D. Roongpiboonsopit, A. Lauer, L. Xiong, T.W. Van Harten, H. Karadeli, P. Fotiadis, M.J. Jessel, and A. Viswanathan*
- e210 Clinical Reasoning: Heart to swallow  
*D.J. van Westerloo, D.Q. Barge-Schaapveld, H. Bikker, M.S. van Noorden, and M.R. Tannemaat*  


CONTINUED

# Neurology<sup>®</sup>

## Table of Contents

*continued*



e215 Teaching NeuroImages: Limbic encephalitis associated with relapsing polychondritis  
M.M. Simabukuro, L.T. Lucato, S.K. Shinjo, W.L. Flores, and L.H.M. Castro

1929 Blowing the whistle on sports concussions: Will the risk of dementia change the game?  
R.L. Albin; Author Response: B.L. Edlow, E.S. Rosenthal, H.E. Hinson

### WRITECLICK<sup>®</sup> EDITOR'S CHOICE

1928 Thalamic amnesia after infarct: The role of the mammillothalamic tract and mediodorsal nucleus  
G. Pergola; Author Response: L. Danet, E.J. Barbeau, P. Eustache, M. Planton, N. Raposo, I. Sibon, J.-F. Albucher, F. Bonneville, P. Peran, J. Pariente

### DEPARTMENT

In the Next Issue of *Neurology*<sup>®</sup>

Podcast at [Neurology.org](http://Neurology.org) CME Video Patient Page LOE classification LOE recommendation

Find us on Facebook [tinyurl.com/neurologyfan](http://tinyurl.com/neurologyfan) twitter [twitter.com/GreenJournal](http://twitter.com/GreenJournal)



**Cover image:** Spontaneous vessel recanalization in acute stroke despite penumbra detected by PET/MRI. Colorized by Cindy Abair, *Neurology* Senior Graphics Editor. See page 1926.

Look for Publish Ahead of Print articles and editorials under the Ahead of Print tab at [Neurology.org](http://Neurology.org)



## **Neurology<sup>®</sup> Online CME Program**

Earn CME while reading *Neurology*. This program is available only to online *Neurology* subscribers. Simply read the articles marked CME, go to [Neurology.org](http://Neurology.org), and click on CME. This will provide all of the information necessary to get started. The American Academy of Neurology (AAN) is accredited by the Accreditation Council for Continuing Medical Education (ACCME) to sponsor continuing medical education for physicians. *Neurology* is planned and produced in accordance with the ACCME Essentials. For more information, contact AAN Member Services at 800-879-1960.