

Neurology®

Table of Contents

Volume 86, Number 13, March 29, 2016
Neurology.org

THE MOST WIDELY READ AND HIGHLY CITED PEER-REVIEWED
NEUROLOGY JOURNAL




IN FOCUS




- 1173 Spotlight on the March 29 Issue
1207 This Week's *Neurology*® Podcast

EDITORIALS

- 1174 Is electrocorticography-based language mapping ready to replace stimulation?
E. Asano and J. Gotman
- 1177 Vascular gait disorders: What's the matter with the white and gray matter?
D.J. Werring and R.M. Camicioli
- 1179 Strong bones and restless legs: New data about bone remodeling in women with RLS
L.A. Hershey and M.A. Karan

ARTICLES

- 1181 Spatial-temporal functional mapping of language at the bedside with electrocorticography
Y. Wang, M.S. Fifer, A. Flinker, A. Korzeniewska, M.C. Cervenka, W.S. Anderson, D.F. Boatman-Reich, and N.E. Crone
 Editorial, p. 1174
- 1190 Novel susceptibility gene for nonfamilial hypokalemic periodic paralysis
I.-W. Song, C.-C. Sung, C.-H. Chen, C.-J. Cheng, S.-S. Yang, Y.-C. Chou, J.-H. Yang, Y.-T. Chen, J.-Y. Wu, and S.-H. Lin
- 1199 Gray and white matter changes linking cerebral small vessel disease to gait disturbances
Y.J. Kim, H.K. Kwon, J.M. Lee, H. Cho, H.J. Kim, H.K. Park, N.-Y. Jung, J. San Lee, J. Lee, Y.K. Jang, S.T. Kim, K.H. Lee, Y.S. Choe, Y.J. Kim, D.L. Na, and S.W. Seo
Editorial, p. 1177
- 1208 Chronic kidney disease, cerebral blood flow, and white matter volume in hypertensive adults
M. Kurella Tamura, N.M. Pajewski, R.N. Bryan, D.E. Weiner, M. Diamond, P. Van Buren, A. Taylor, S. Beddhu, C. Rosendorff, H. Jahanian, and G. Zaharchuk, for the SPRINT Study Research Group

- 1217 Low-frequency and common genetic variation in ischemic stroke: The METASTROKE collaboration
R. Malik, M. Traylor, S.L. Pulit, S. Bevan, J.C. Hopewell, E.G. Holliday, W. Zhao, P. Abrantes, P. Amouyel, J.R. Attia, T.W.K. Battey, K. Berger, G.B. Boncoraglio, G. Chauhan, Y.-C. Cheng, W.-M. Chen, R. Clarke, I. Cotlarciuc, S. Debette, G.J. Falcone, J.M. Ferro, D.M. Gamble, A. Ilincă, S.J. Kittner, C.E. Kourkoulis, R. Lemmens, C.R. Levi, P. Lichtner, A. Lindgren, J. Liu, J.F. Meschia, B.D. Mitchell, S.A. Oliveira, J. Pera, A.P. Reiner, P.M. Rothwell, P. Sharma, A. Slowik, C.L.M. Sudlow, T. Tatlisumak, V. Thijs, A.M. Vicente, D. Woo, S. Seshadri, D. Saleheen, J. Rosand, H.S. Markus, B.B. Worrall, and M. Dichgans, for the ISGC Analysis Group, for the METASTROKE collaboration, The Wellcome Trust Case Control Consortium 2 (WTCCC2), The NINDS Stroke Genetics Network (SiGN)
- 1227 Hostile attitudes and effortful coping in young adulthood predict cognition 25 years later
E. Albanese, K.A. Matthews, J. Zhang, D.R. Jacobs, Jr., R.A. Whitmer, V.G. Wadley, K. Yaffe, S. Sidney, and L.J. Launer

- 1235 Reduced bone resorption and increased bone mineral density in women with restless legs syndrome
M.A. Cikrikcioglu, Y. Sekin, G. Halac, E. Kilic, S. Kesgin, S. Aydin, N. Ozaras, O. Akan, K. Celik, J. Hammad, M. Zorlu, C. Karatoprak, M. Cakirca, and M. Kiskac
 Editorial, p. 1179
- 1242 Diagnostic potential of automated subcortical volume segmentation in atypical parkinsonism
C. Scherfler, G. Göbel, C. Müller, M. Nocker, G.K. Wenning, M. Schocke, W. Poewe, and K. Seppi

- 1250 The syndrome of polymicrogyria, thalamic hypoplasia, and epilepsy with CSWS
E. Bartolini, M. Falchi, F. Zellini, E. Parrini, L. Grisotto, M. Cosottini, A. Posar, A. Parmeggiani, G. Ambrosetto, A.R. Ferrari, M. Santucci, J. Salas-Puig, C. Barba, and R. Guerrini

CONTINUED

Neurology®

Table of Contents

continued



CLINICAL/SCIENTIFIC NOTES

1260 Cognitive decline in classic infantile Pompe disease: An underacknowledged challenge
B.J. Ebbink, E. Poelman, I. Plug, M.H. Lequin, P.A. van Doorn, F.K. Aarsen, A.T. van der Ploeg, and J.M.P. van den Hout

1262 Isolated cortical vein thrombosis in autoimmune polyglandular syndrome type 2
P. Gonzalez-Perez, M. Correia, A.A. Capizzano, and H.P. Adams

NEUROIMAGES

1264 Olfactory neuroblastoma: A frontal lobe disorder and a runny nose
T. van Osch, H.A.J.M. Overtoom, and B. ter Meulen

1266 Dural amyloidoma: An unusual presentation of CNS amyloidosis
S. Shihao, F.A.R. Dalprá, C.S. Andrade, and C.C. Leite

RESIDENT & FELLOW SECTION

e134 Mystery Case: Pneumorrhachis: A radiographic diagnosis
S. Thakur, S. Kumar, S. Sharma, and C.S. Thakur

e136 Pearls & Oysters: The importance of atypical features and tracking progression in patients misdiagnosed with ALS
R.D. Jacobson, S.A. Goutman, and B.C. Callaghan

e140 Clinical Reasoning: Childhood-onset atrophy and spasticity
M. Poon and T.P. Nguyen

PATIENT PAGE

e144 Do women with restless legs syndrome have less bone loss?
L.A. Hershey

WRITECLICK® EDITOR'S CHOICE

1268 Cerebral small vessel disease and incident parkinsonism: The RUN DMC study
K. Abe, N.I. Bohnen, M.L.T.M. Muller; Author Response: H.M. van der Holst, F.-E. De Leeuw

DEPARTMENT

In the Next Issue of *Neurology*®

Podcast at Neurology.org CME Video Patient Page LOE classification LOE recommendation

Find us on Facebook tinyurl.com/neurologyfan twitter twitter.com/GreenJournal



Cover image: Visual object naming task results using online spatial-temporal functional mapping and electrocortical stimulation mapping on patients being monitored for epilepsy surgery. See page 1181.

Look for **Publish Ahead of Print** articles and editorials under the Ahead of Print tab at Neurology.org