

## ISSUE @ A GLANCE

 **Assessing myocardial ischaemia in epicardial coronaries and the microcirculation**  
T.F. Lüscher 4047

## CardioPulse

**Bongani Mayosi, 1967-2018**  
P.J. Schwartz and M. Ntsekhe 4051

**Thomas Lüscher on the revival of renal nerve ablation for hypertension**  
J. Ozkan 4053

**Renal nerve ablation for hypertension: Update from an insider**  
M. Esler 4054

**Renal artery sympathetic denervation: Back on track!**  
A.S.P. Sharp, M. Saxena, and M.D. Lobo 4056

**Catheter-based renal denervation: Back on track?**  
L. Lauder, S. Ewen, M. Böhm, and F. Mahfoud 4058

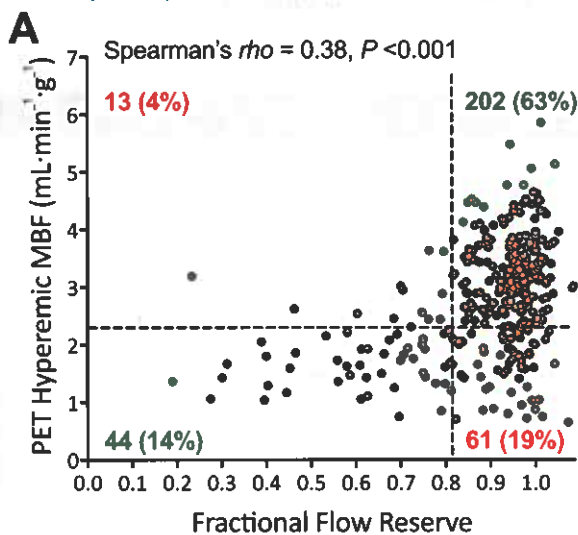
**Renal nerve ablation**  
G. Mancía 4060

## CLINICAL REVIEW

**Clinical update**  
**Coronary autoregulation and assessment of stenosis severity without pharmacological vasodilation**  
G.A. de Waard, C.M. Cook, N. van Royen, and J.E. Davies 4062

## CLINICAL RESEARCH

### Coronary artery disease



**Fractional flow reserve, instantaneous wave-free ratio, and resting  $P_d/P_a$  compared with  $[^{15}\text{O}]\text{H}_2\text{O}$  positron emission tomography myocardial perfusion imaging: a PACIFIC trial sub-study**


G.A. de Waard, I. Danad, R. Petraco, R.S. Driessen, P.G. Raijmakers, P.F. Teunissen, P.M. van de Ven, M.A.H. van Leeuwen, A. Nap, H.J. Harms, A.A. Lammertsma, J.E. Davies, P. Knaapen, and N. van Royen

4072

### Editorial

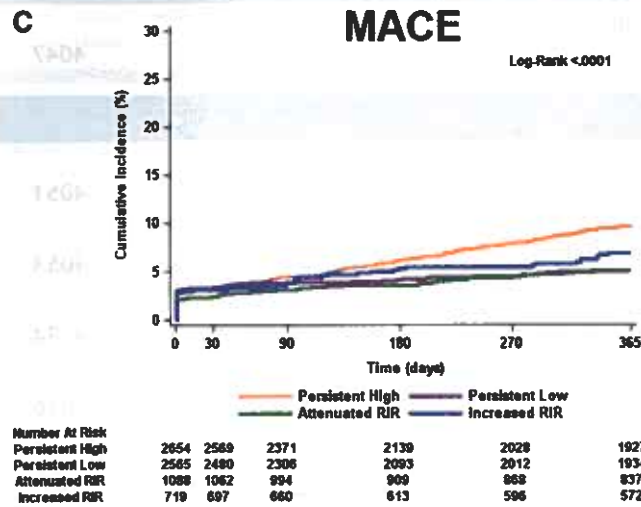
**Circulus vitiosus of validation**  
G.G. Toth and W. Wijns 4082

## FAST TRACK CLINICAL RESEARCH

 **Coronary artery disease**  
**Systemic microvascular dysfunction in microvascular and vasospastic angina**  
T.J. Ford, P. Rocchiccioli, R. Good, M. McEntegart, H. Eteiba, S. Watkins, A. Shaikat, M. Lindsay, K. Robertson, S. Hood, E. Yii, N. Sidik, A. Harvey, A.C. Montezano, E. Beattie, L. Haddow, K.G. Oldroyd, R.M. Touyz, and C. Berry 4086

CLINICAL RESEARCH

Coronary artery disease



Residual inflammatory risk and the impact on clinical outcomes in patients after percutaneous coronary interventions

D.N. Kalkman, M. Aquino, B.E. Claessen, U. Baber, P. Guedeney, S. Sorrentino, B. Vogel, R.J. de Winter, J. Sweeny, J.C. Kovacic, S. Shah, P. Vijay, N. Barman, A. Kini, S. Sharma, G.D. Dangas, and R. Mehran

4101

Viewpoint

Has the time finally come to measure hsCRP universally in primary and secondary cardiovascular prevention?

P.M. Ridker, W. Koenig, J.J. Kastelein, F. Mach, and T.F. Lüscher

4109



Interventional cardiology

Impact of lesion complexity on peri-procedural adverse events and the benefit of potent intravenous platelet adenosine diphosphate receptor inhibition after percutaneous coronary intervention: core laboratory analysis from 10 854 patients from the CHAMPION PHOENIX trial

G.W. Stone, P. Généreux, R.A. Harrington, H.D. White, C.M. Gibson, P.G. Steg, C.W. Hamm, K.W. Mahaffey, M.J. Price, J. Prats, E.N. Deliargyris, and D.L. Bhatt

4112

Editorial

Coronary lesion complexity and the benefit of potent platelet inhibition after percutaneous coronary intervention

D. Mukherjee

4122

CARDIOVASCULAR FLASHLIGHTS

Percutaneous treatment of a saccular coronary artery aneurysm using multimodal imaging and rapid prototyping

A. Sedaghat, A.C. Wolpers, M. Menne, C. Meyer, N. Werner, G. Nickenig, and J.-M. Sinning

4125

Acute occlusion of the right coronary artery: an unusual case

R. Schueler, C. Jensen, A. Wolf, and T. Schmitz

4126



Open Access Paper



For the podcast associated with this article, please visit <https://academic.oup.com/eurheartj/pages/Podcasts>



Visit EHJ's mobile site

<https://academic.oup.com/eurheartj>



[www.eurheartj.org](http://www.eurheartj.org)